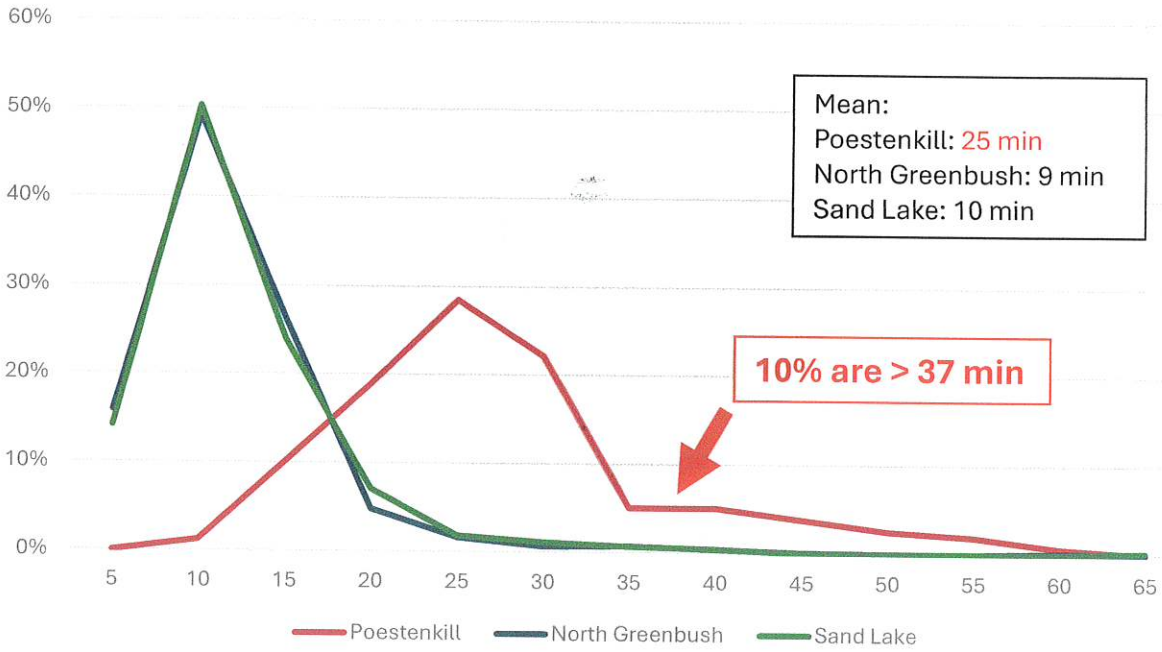


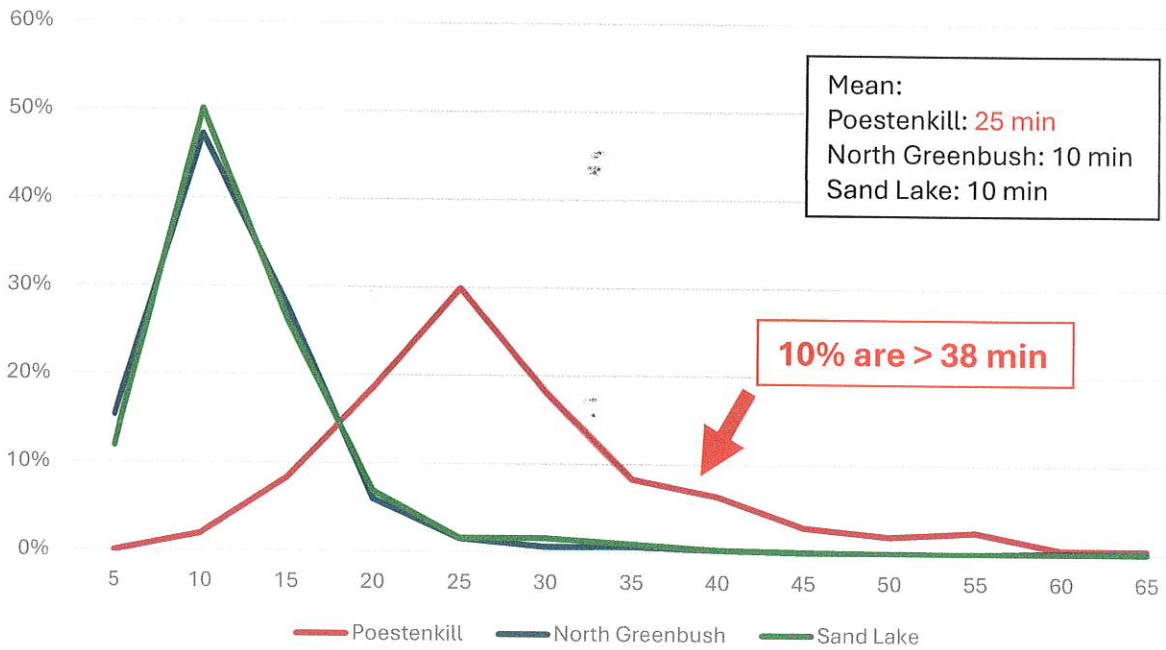
Municipality	Berlin	Brunswick	East Greenbush	Grafton	Hoosic Valley	Nassau	North Greenbush	Petersburgh	Pittstown	Poestenkill	City of Rensselaer	Sand Lake	Schoadack	Stephentown	Town of Hoosick	All
Total Calls	116	1130	2542	178	966	405	1804	116	430	273	1378	658	1462	211	1140	12809
ALS Calls (C,D,E)	66%	48%		48%	49%	50%	50%	51%	50%	51%	51%	52%	45%	48%	42%	48%
Cancelled Prior to Arrival	4%	13%		7%	9%	7%	3%	4%	7%	20%	21%	5%	7%	4%	9%	10%
Arrived, No Transport	18%	23%		20%	24%	20%	29%	17%	26%	19%	18%	23%	21%	22%	23%	23%
Transports	78%	64%		73%	66%	74%	69%	78%	67%	62%	61%	72%	72%	74%	68%	67%
ALS Requested or Dispatched	79	1128		89	963	205	1804	43	220	267	658	704	447	99	673	8218
ALS Available	37	1056		32	921	94	1804	68%	116	249	647	447	447	57	640	7166
% ALS Available	47%	94%		36%	96%	46%	100%	68%	53%	93%	98%	63%	63%	58%	95%	87%
ALS Arrived	15	921		15	845	56	1756	25	35	204	622	366	366	23	490	6220
% ALS Arrived	19%	82%		17%	88%	27%	97%	40%	16%	76%	77%	95%	52%	23%	73%	78%
Mean P1 Dispatch to Ambulance Arrival	0:18:09	0:17:28		0:19:18	0:14:49	0:16:39	0:09:13	0:20:07	0:18:33	0:27:52	0:19:16	0:08:40	0:13:55	0:11:52	0:14:01	0:14:18
Median P1 Dispatch to Ambulance Arrival	0:16:43	0:15:21		0:18:09	0:13:37	0:15:08	0:08:14	0:19:34	0:11:31	0:26:36	0:14:32	0:08:49	0:11:50	0:10:40	0:11:42	0:11:49
P1 Dispatch to Ambulance Arrival In ≤ 20 min	64	437		69	526	189	1200	61	229	48	419	744	744	131	531	5152
P1 Dispatch to Ambulance Arrival In ≤ 20 min	73%	65%		59%	89%	74%	96%	78%	86%	30%	74%	96%	85%	94%	83%	83%
P1 Dispatch to Ambulance Arrival 90th Percentile	0:24:55	0:30:17		0:28:53	0:21:34	0:26:40	0:14:01	0:23:36	0:22:22	0:37:29	0:34:16	0:15:28	0:22:28	0:18:30	0:24:10	0:24:37
Mean ALS Requested to Arrival	0:37:33	0:19:13		0:30:40	0:14:19	0:29:33	0:10:12	0:28:27	0:26:40	0:35:21	0:20:33	0:08:54	0:22:51	0:33:28	0:21:01	0:15:57
Median ALS Requested to Arrival	0:36:58	0:16:20		0:29:20	0:13:23	0:27:51	0:08:39	0:28:45	0:24:58	0:23:36	0:16:03	0:08:52	0:21:31	0:30:12	0:18:05	0:13:04
ALS Requested to Arrival In ≤ 20 min	1	552		2	747	3	1692	3	10	59	593	149	149	1	301	4724
ALS Requested to Arrival In ≤ 20 min	7%	60%		13%	88%	5%	96%	12%	29%	29%	68%	95%	41%	4%	61%	76%
ALS Requested to Arrival 90th Percentile	0:49:07	0:35:29		0:40:21	0:21:27	0:39:24	0:14:56	0:36:58	0:36:22	0:38:40	0:36:24	0:15:29	0:30:49	0:44:35	0:35:45	0:28:48

2024

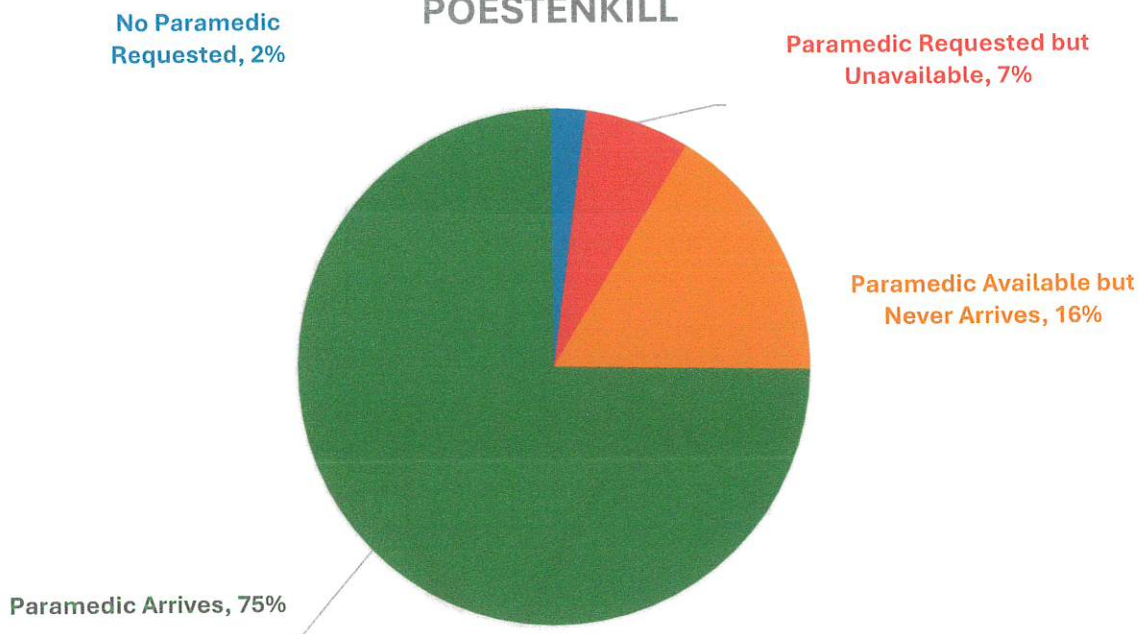
P1 Dispatch to Ambulance Arrival



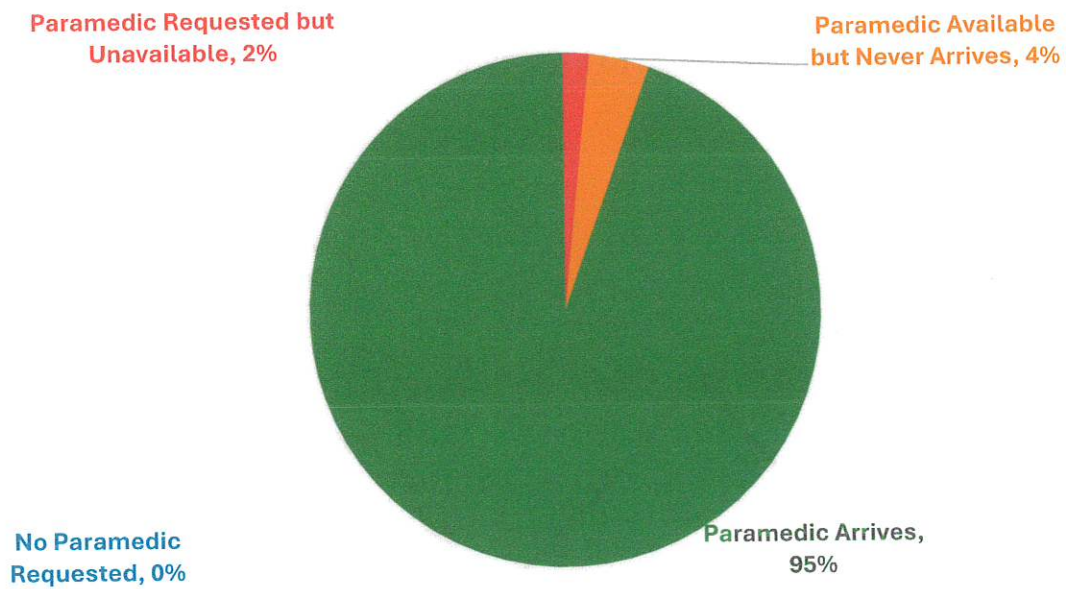
Dispatch to Paramedic Arrival



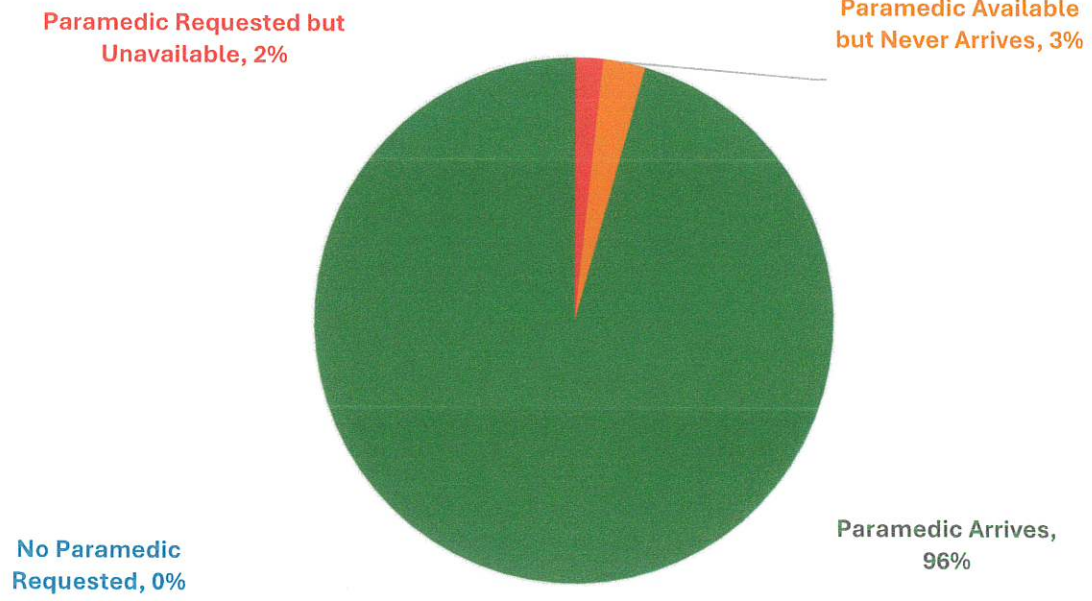
POESTENKILL



SAND LAKE



NORTH GREENBUSH



Poestenkill 2024

Total Calls: 273

Calls by Priority:

Priority 2; 81 (30%)
2O: 1 (<1%)
2A: 80 (29%)
Priority 1: 192 (70%)
1B: 54 (20%)
1C: 53 (19%)
1D: 82 (30%)
1E: 3 (1%)

Ambulances:

Mohawk: 253 (93%)
Grafton: 14 (5%)
RPI: 3 (1%)
North Greenbush: 1 (<1%)
Sand Lake: 1 (<1%)
Petersburgh: 1 (<1%)

Cancelled Prior to Arrival: 54 (20%)
Arrived, No Transport: 50 (18%)
Transports: 169 (62%)

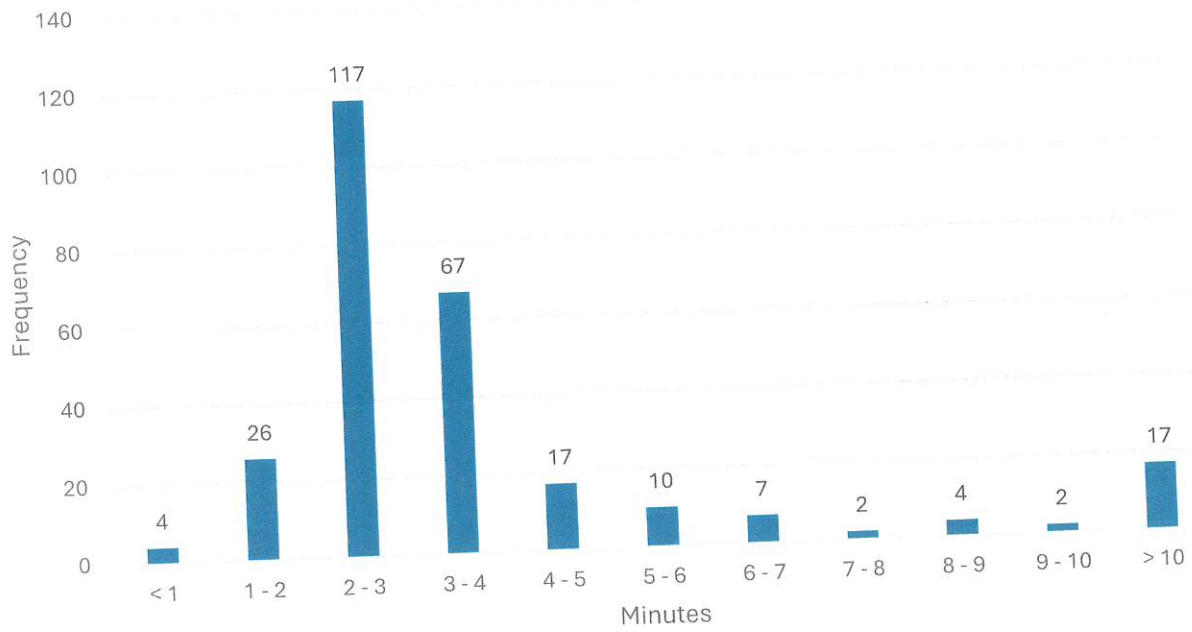
ALS Requested or Dispatched: 267 (98% of Calls)
ALS Available: 249 (~93% of Requests)
ALS Arrived: 204 (76% of Requests)

ALS Agencies:

Mohawk: 245 (98%)
LifeNet: 2 (1%)
Sand Lake: 1 (< 1%)
North Greenbush: 1 (<1%)

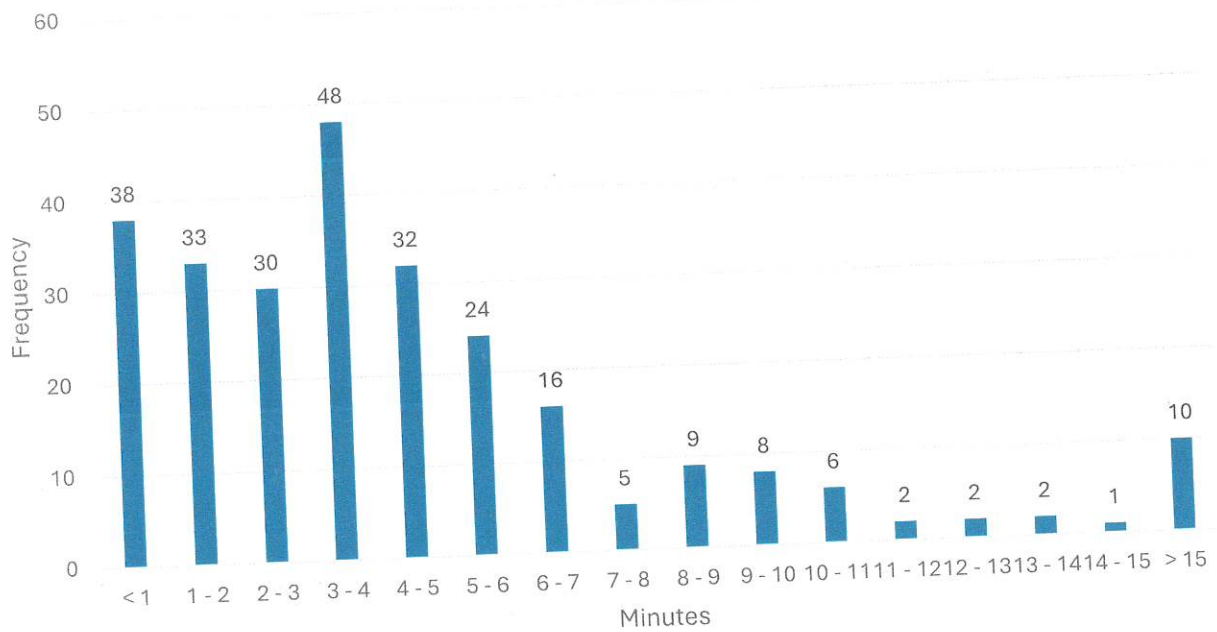
P1 Dispatch to Ambulance Arrival in \leq 20 min: 48 (30%)
P1 Dispatch to Ambulance Arrival 90th Percentile: 37:29
ALS Requested to Arrival in \leq 20 min: 59 (29%)
ALS Requested to Arrival 90th Percentile: 38:40

Call To Ambulance Dispatch Time



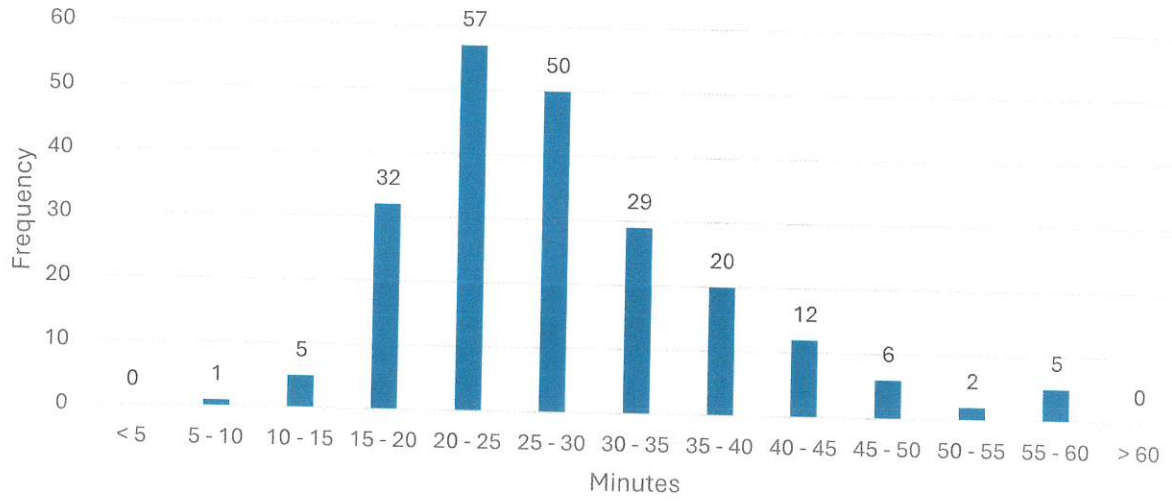
Mean Call to Ambulance Dispatch: 3:52
Median Call to Ambulance Dispatch: 2:56

Dispatch To Ambulance Enroute



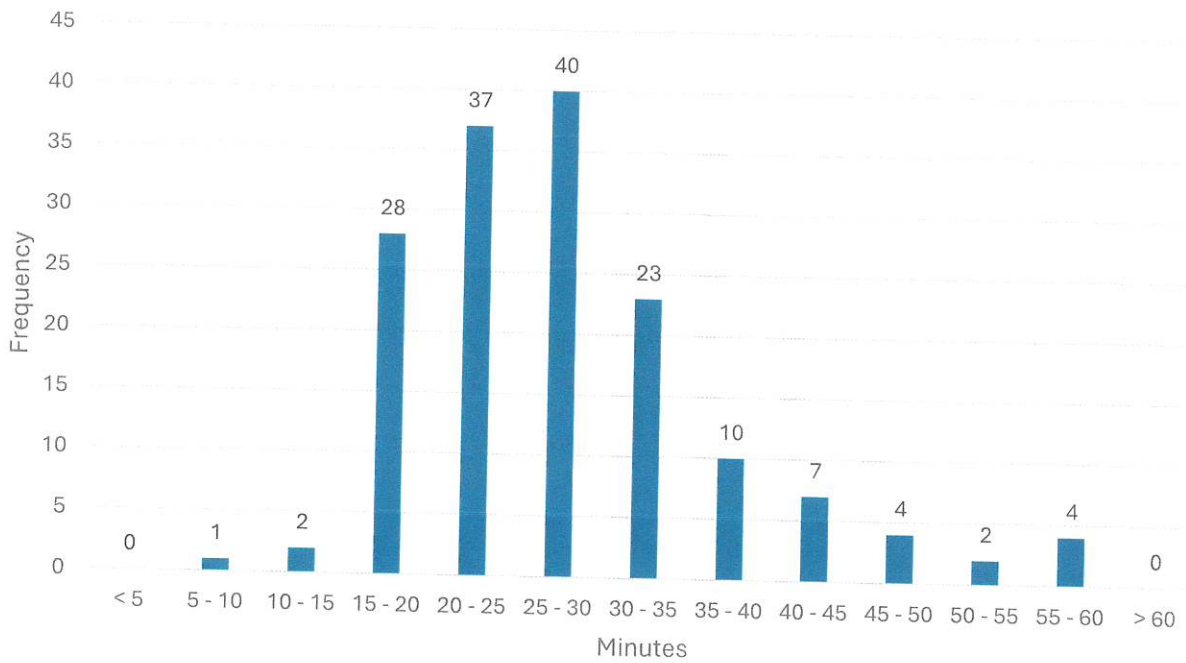
Mean Dispatch to Ambulance Enroute: 4:46
Median Dispatch to Ambulance Enroute: 3:43

Call To Ambulance Arrival Time



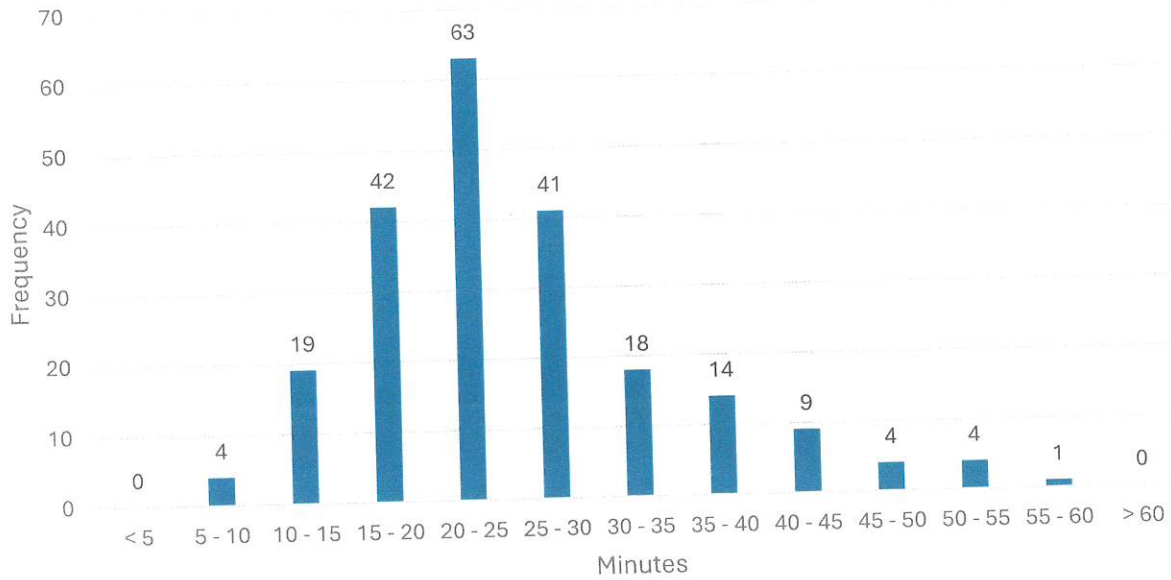
Mean Call to Ambulance Arrival: 28:08
Median Call to Ambulance Arrival: 26:20

P1 Call To Ambulance Arrival Time



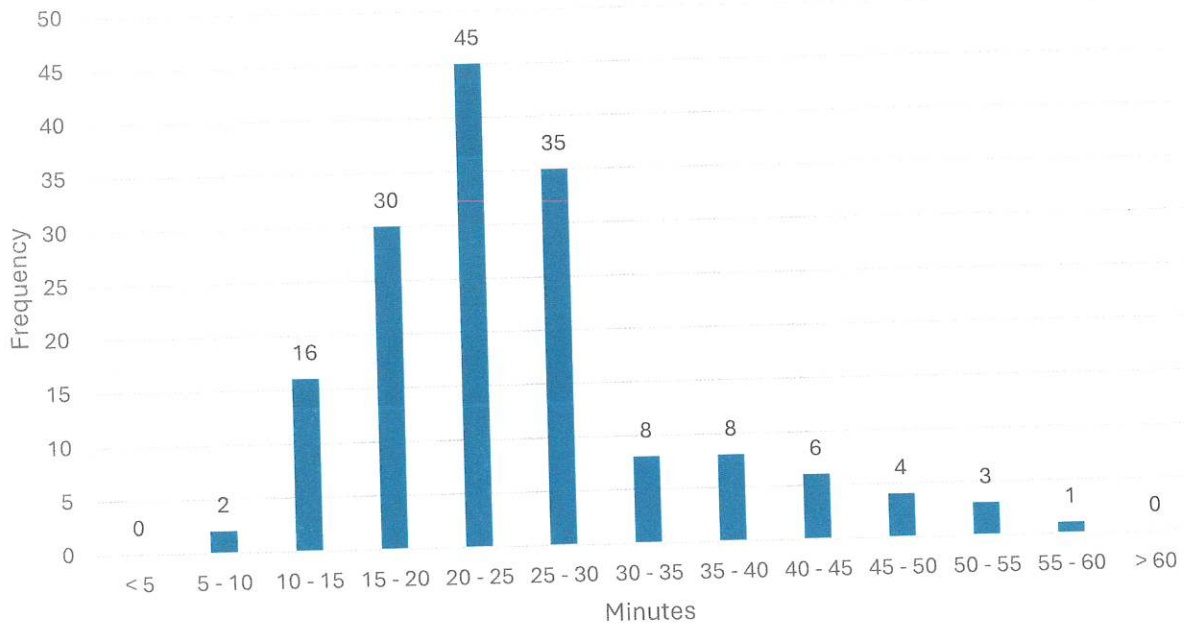
Mean P1 Call to Ambulance Arrival: 27:52
Median P1 Call to Ambulance Arrival: 26:36

Dispatch To Ambulance Arrival



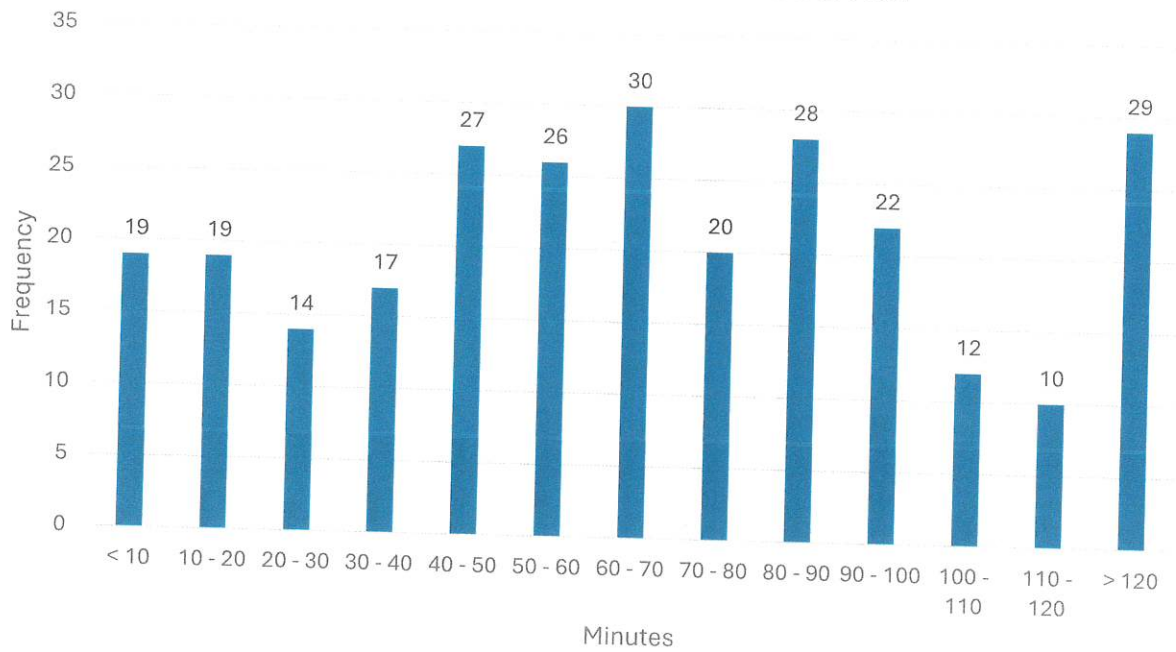
Mean Dispatch to Ambulance Arrival: 25:09
Median Dispatch to Ambulance Arrival: 23:48

P1 Dispatch To Ambulance Arrival



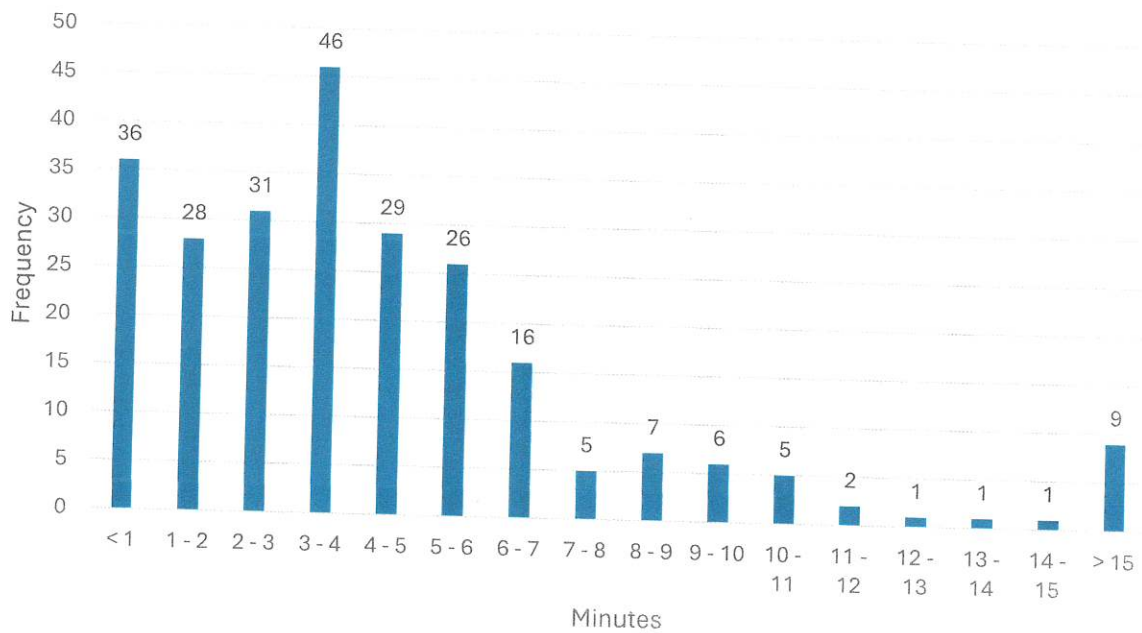
Mean P1 Dispatch to Ambulance Arrival: 24:54
Median P1 Dispatch to Ambulance Arrival: 23:53

Dispatch To Ambulance Back In Service



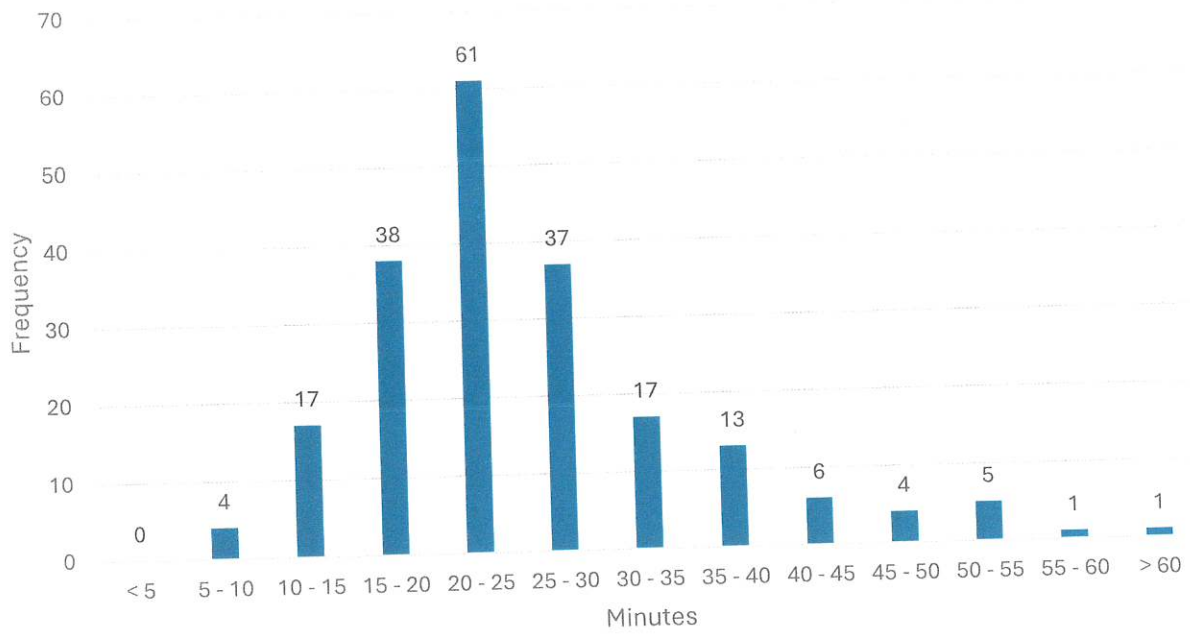
Mean Dispatch to Ambulance Back in Service: 1:07:34
 Median Dispatch to Ambulance Back in Service: 1:05:38

Dispatch To ALS Enroute



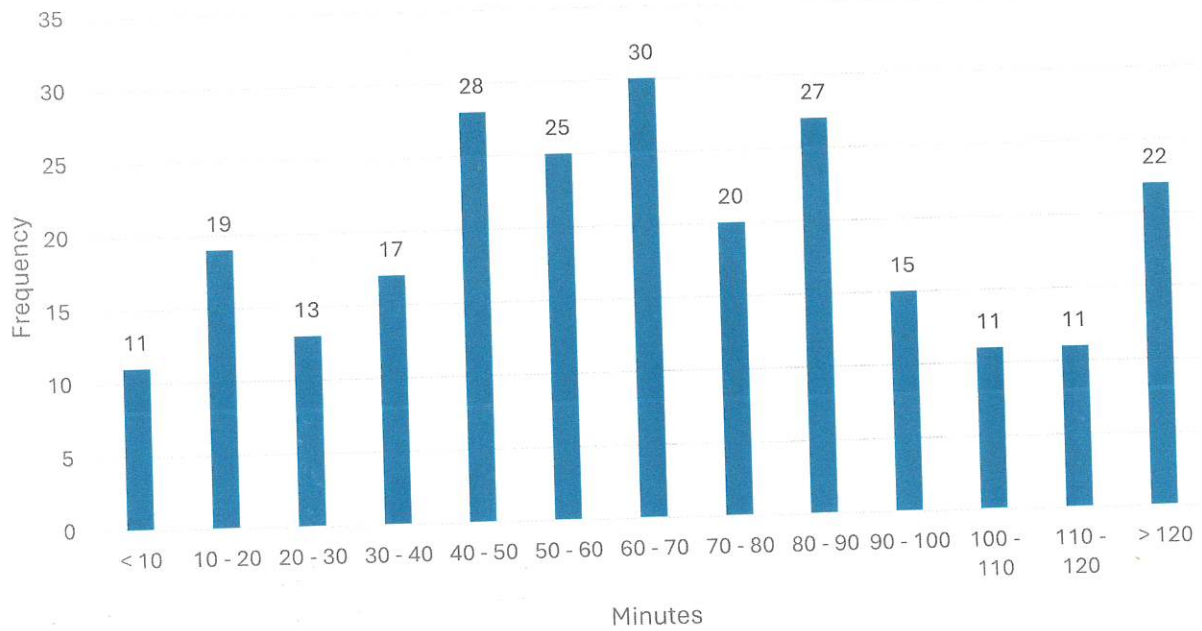
Mean Dispatch to ALS Enroute: 4:51
 Median Dispatch to ALS Enroute: 3:42

Dispatch To ALS Arrival



Mean Dispatch to ALS Arrival: 25:21
Median Dispatch to ALS Arrival: 23:36

Dispatch To ALS Back In Service



Mean Dispatch to ALS Back in Service: 1:06:50
Median Dispatch to ALS Back in Service: 1:04:44

Poestenkill

	Current	Current Cost/	Plan 1	Plan 1A	Plan 3	Plan 5	Plan 6	Plan 7	Plan 9	Plan 10	Plan 11
Berlin	\$60,000.00	\$0.28	\$91,570.59	\$84,696.04	\$72,870.90	\$111,305.96	\$85,035.95				
Brunswick	\$0.00	\$0.00	\$677,509.23	\$626,646.07		\$823,526.62		\$551,987.50	\$412,627.51	\$402,398.45	
East Greenbush	\$712,281.00	\$0.32	\$954,594.55	\$882,929.56	\$759,656.13				\$581,382.44	\$566,969.94	\$594,480.67
Grafton	\$30,500.00	\$0.10	\$132,311.35	\$122,378.24		\$160,827.21		\$107,798.10			
Nassau	\$119,000.00	\$0.24	\$216,938.37	\$200,652.00	\$172,637.24	\$263,693.13	\$201,457.28	\$176,746.33	\$132,123.28	\$128,847.94	\$135,099.94
North Greenbush	\$465,088.00	\$0.28	\$703,548.78	\$650,730.73	\$559,876.59						\$438,140.10
Petersburgh	\$18,000.00	\$0.12	\$64,293.80	\$59,467.02		\$78,150.45					
Pittstown	\$197,500.00	\$0.34	\$251,471.27	\$232,592.38		\$305,668.59		\$204,881.34			
Poestenkill	\$0.00	\$0.00	\$224,557.40	\$207,699.03	\$178,700.38	\$272,954.21	\$208,532.60	\$182,953.78	\$136,763.54	\$133,373.16	\$139,844.75
City of Rensselaer	\$0.00	\$0.00	\$270,400.50	\$250,100.52	\$215,181.83				\$164,683.64		\$168,393.87
Sand Lake	\$389,455.00	\$0.35	\$471,398.99	\$436,009.30	\$375,134.27	\$572,995.32	\$437,759.15	\$384,063.18	\$287,098.95	\$279,981.75	\$293,567.13
Schaghticoke	\$694,400.00	\$0.71	\$418,302.40	\$386,898.87		\$508,455.30		\$340,803.76			
Schodack	\$353,649.00	\$0.19	\$790,955.94	\$731,575.91	\$629,434.28	\$961,423.46	\$734,511.97	\$644,416.00	\$481,720.64	\$469,778.76	\$492,573.54
Stephentown	\$0.00	?	\$160,668.63	\$148,606.64	\$127,858.38	\$195,296.08	\$149,203.04				
Town of Hoosick	\$151,326.00	\$0.28	\$232,578.21	\$215,117.69		\$282,703.67					
# of ALS Ambulances	5 + MAS?		13.5	13	8.5	9	4	6	7	6	7.5
# of Calls	13142		13142	13142	9297	7140	3630	5703	8408	6997	8949
Total Cost			\$11,575,000.00	\$11,150,000.00	\$6,850,000.00	\$7,750,000.00	\$3,450,000.00	\$5,160,000.00	\$5,980,000.00	\$5,130,000.00	\$6,405,000.00
Total Billing Revenue			\$5,913,900.00	\$5,913,900.00	\$4,183,650.00	\$3,213,000.00	\$1,633,500.00	\$2,566,350.00	\$3,783,600.00	\$3,148,650.00	\$4,027,050.00
Net Cost			\$3,191,199.00	\$5,661,100.00	\$2,666,350.00	\$4,537,000.00	\$1,816,500.00	\$2,593,650.00	\$2,196,400.00	\$1,981,350.00	\$2,377,950.00
Total Market Value			\$13,194,674.44	\$13,194,674.44	\$9,054,155.13	\$8,699,698.57	\$4,559,179.26	\$7,419,851.22	\$8,405,553.67	\$7,775,314.57	\$8,466,245.64
Cost/\$1000 Market Value		\$0.24	\$0.43	\$0.40	\$0.29	\$0.52	\$0.40	\$0.35	\$0.26	\$0.25	\$0.28
Cost/\$300K House		\$72.56	\$128.71	\$119.05	\$88.35	\$156.45	\$119.53	\$104.87	\$78.39	\$76.45	\$84.26

Poestenkill

	Plan 12	Plan 13	Plan 13A	Plan 16	Plan 16A	Plan 20	Plan 21	Plan 22	Plan 23	Plan 24
Berlin										
Brunswick	\$411,636.32					\$550,356.39	\$486,025.15	\$358,223.17	\$348,211.09	\$434,855.59
East Greenbush										\$612,701.29
Grafton						\$107,479.56	\$94,916.26		\$68,002.44	\$84,923.31
Nassau	\$131,805.90	\$146,178.86	\$200,290.88							
North Greenbush									\$361,594.32	\$451,568.93
Petersburgh										
Pittstown						\$204,275.92				
Poestenkill	\$136,435.01	\$151,312.76	\$207,325.23	\$103,799.77	\$240,930.34	\$182,413.16	\$161,090.86	\$118,731.46	\$115,413.01	\$144,130.94
City of Rensselaer										\$173,555.08
Sand Lake	\$286,409.30	\$317,641.20	\$435,224.61	\$217,900.23	\$505,769.66	\$382,928.28	\$338,167.74	\$249,245.37	\$242,279.14	\$302,564.86
Schaghticoke						\$339,796.69				
Schodack	\$480,563.47	\$532,967.19	\$730,259.28							
Stephentown										
Town of Hoosick										
# of ALS Ambulances	4	3	3.5	1	1.5	3	2.5	2	3.5	7
# of Calls	4407	3182	3182	1174	1174	3695	2344	2164	4110	8346
Total Cost	\$3,430,000.00	\$2,580,000.00	\$3,005,000.00	\$850,000.00	\$1,275,000.00	\$3,430,000.00	\$2,135,000.00	\$1,700,000.00	\$2,985,000.00	\$5,960,000.00
Total Billing Revenue	\$1,983,150.00	\$1,431,900.00	\$1,431,900.00	\$528,300.00	\$528,300.00	\$1,662,750.00	\$1,054,800.00	\$973,800.00	\$1,849,500.00	\$3,755,700.00
Net Cost	\$1,446,850.00	\$1,148,100.00	\$1,573,100.00	\$321,700.00	\$746,700.00	\$1,767,250.00	\$1,080,200.00	\$726,200.00	\$1,135,500.00	\$2,204,300.00
Total Market Value	\$5,550,382,268	\$3,971,269,774	\$3,971,269,774	\$1,622,108,420	\$1,622,108,420	\$5,070,689,874	\$3,509,607,121	\$3,201,220,914	\$5,149,411,588	\$8,004,582,991
Cost/\$1000 Market Value	\$0.26	\$0.29	\$0.40	\$0.20	\$0.46	\$0.35	\$0.31	\$0.23	\$0.22	\$0.28
Cost/\$300K House	\$78.20	\$86.73	\$118.84	\$59.50	\$138.10	\$104.56	\$92.34	\$68.06	\$66.15	\$82.61

Poestenkill

	Plan 25	Plan 26	Plan 28	Plan 28A	Plan 30	Plan 31	Plan 32	Plan 34	Plan 35	Plan 35A
Berlin		\$77,951.00								
Brunswick	\$492,726.03	\$576,741.07			\$456,888.87	\$405,440.35	\$456,035.80	\$458,095.12	\$82,701.54	\$101,963.97
East Greenbush	\$694,239.37									
Grafton	\$96,224.88	\$112,632.25								
Nassau	\$157,770.82								\$195,926.87	\$241,561.17
North Greenbush	\$511,663.58						\$473,563.18	\$475,701.66		
Petersburgh		\$54,731.17							\$58,066.64	\$71,591.23
Pittstown	\$182,885.25									
Poestenkill	\$163,311.84	\$191,158.24	\$134,523.40	\$198,708.02	\$151,433.77	\$134,381.39	\$151,151.02	\$151,833.58	\$202,807.95	\$250,044.97
City of Rensselaer	\$196,651.73									
Sand Lake	\$342,830.09	\$401,286.28	\$282,396.37	\$417,135.03	\$317,895.23	\$282,098.25		\$318,734.52	\$425,741.77	\$524,903.41
Schaghticoke	\$304,215.02				\$282,088.72			\$282,833.47		
Schodack	\$575,231.40		\$473,830.22	\$699,906.95	\$533,393.42	\$473,330.01		\$534,801.65	\$714,348.11	\$880,730.51
Stephentown									\$145,107.12	\$178,904.74
Town of Hoosick										
# of ALS Ambulances	10.5	3	2.5	3	4.5	3.5	3	6	4	4.5
# of Calls	11705	2590	2765	2765	4674	3755	3265	6440	3634	3634
Total Cost	\$8,985,000.00	\$2,580,000.00	\$2,135,000.00	\$2,560,000.00	\$3,845,000.00	\$2,985,000.00	\$2,550,000.00	\$5,120,000.00	\$3,460,000.00	\$3,885,000.00
Total Billing Revenue	\$5,267,250.00	\$1,165,500.00	\$1,244,250.00	\$1,244,250.00	\$2,103,300.00	\$1,689,750.00	\$1,469,250.00	\$2,898,000.00	\$1,635,300.00	\$1,635,300.00
Net Cost	\$3,717,750.00	\$1,414,500.00	\$890,750.00	\$1,315,750.00	\$1,741,700.00	\$1,295,250.00	\$1,080,750.00	\$2,222,000.00	\$1,824,700.00	\$2,249,700.00
Total Market Value	\$11,914,827.00	\$3,872,889.84	\$3,465,638.14	\$3,465,638.14	\$6,019,713.80	\$5,044,750.63	\$3,742,306.72	\$7,659,518.26	\$4,709,032.77	\$4,709,032.77
Cost/\$1000 Market Value	\$0.31	\$0.37	\$0.26	\$0.38	\$0.29	\$0.26	\$0.29	\$0.29	\$0.39	\$0.48
Cost/\$300K House	\$93.61	\$109.57	\$77.11	\$113.90	\$86.80	\$77.03	\$86.64	\$87.03	\$116.25	\$143.32

Financial Analysis of
EMS Shared Services in
Rensselaer County

A = Paramedic Ambulance

F = Volunteer EMT First Response Vehicle

Cost:

Low Estimate: Based on \$800,000 per Paramedic Ambulance/Year

Middle Estimate: Based on \$850,000 per Paramedic Ambulance/Year

High Estimate: Based on \$900,000 per Paramedic Ambulance/Year

*** All estimates assume an average billing revenue of \$450 per call

*** Volunteer EMT First Response Vehicles are estimated to cost \$10,000/Year

Reliability:

Low – Higher Risk of Delayed Ambulance Response

Moderate – Moderate Risk of Delayed Ambulance Response

High – Low Risk of Delayed Ambulance Response

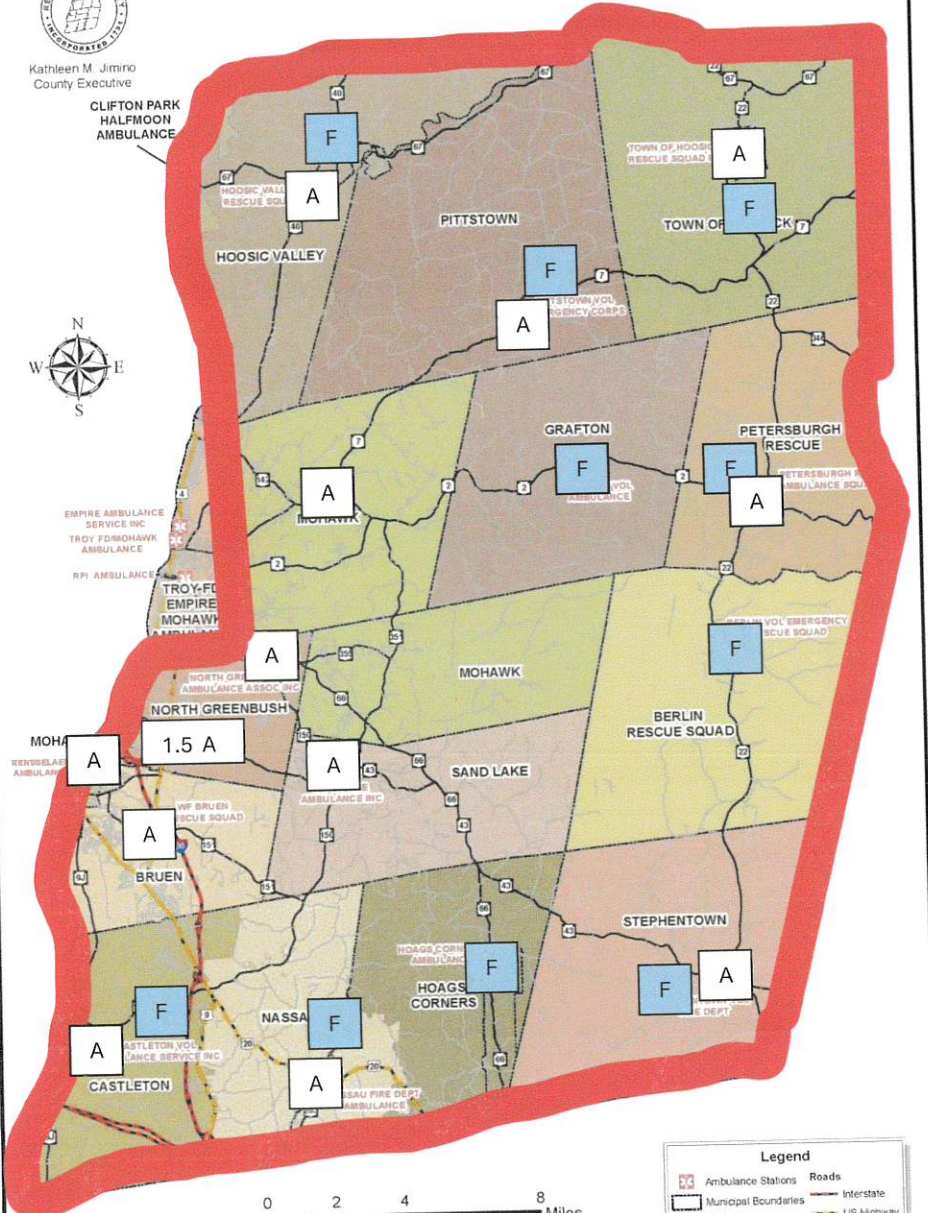


Rensselaer County Ambulance Districts



Kathleen M. Jimino
County Executive

CLIFTON PARK
HALFMOON
AMBULANCE



Map Produced by the Rensselaer County Bureau of Research and Information Services.

Legend

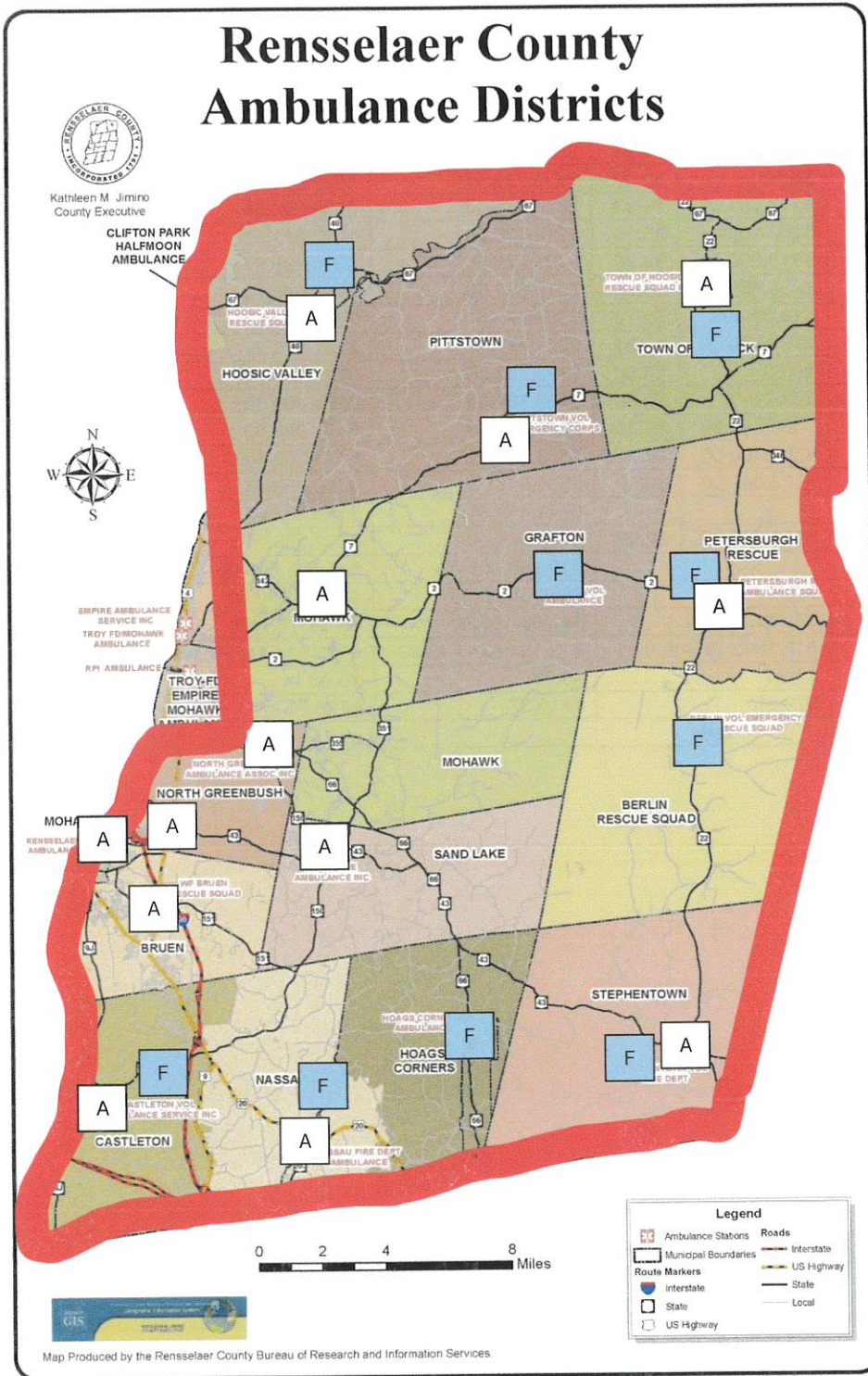
	Ambulance Stations		Roads
	Municipal Boundaries		Interstate
	Route Markers		US Highway
	Interstate		State
	State		Local
	US Highway		

Plan 1

ALS Ambulances: 13.5

of Calls: 13,142

Municipality	Current (Per \$1000)		Low Estimate	Middle Estimate	High Estimate
Berlin	\$60,000.00	\$0.28	\$80,652.19	\$91,570.59	\$102,488.99
Brunswick	\$0.00	\$0.00	\$596,726.57	\$677,509.23	\$758,291.89
East Greenbush	\$712,281.00	\$0.32	\$840,773.68	\$954,594.55	\$1,068,415.42
Grafton	\$30,500.00	\$0.10	\$116,535.23	\$132,311.35	\$148,087.46
Nassau	\$119,000.00	\$0.24	\$191,071.78	\$216,938.37	\$242,804.97
North Greenbush	\$465,088.00	\$0.28	\$619,661.30	\$703,548.78	\$787,436.26
Petersburgh	\$18,000.00	\$0.12	\$56,627.74	\$64,293.80	\$71,959.85
Pittstown	\$197,500.00	\$0.34	\$221,487.15	\$251,471.27	\$281,455.39
Poestenkill	\$0.00	\$0.00	\$197,782.35	\$224,557.40	\$251,332.45
City of Rensselaer	\$0.00	\$0.00	\$238,159.35	\$270,400.50	\$302,641.64
Sand Lake	\$389,455.00	\$0.35	\$415,191.83	\$471,398.99	\$527,606.14
Schaghticoke	\$694,400.00	\$0.71	\$368,426.21	\$418,302.40	\$468,178.59
Schodack	\$353,649.00	\$0.19	\$696,646.48	\$790,955.94	\$885,265.39
Stephentown	?	?	\$141,511.34	\$160,668.63	\$179,825.92
Town of Hoosick	\$151,326.00	\$0.28	\$204,846.80	\$232,578.21	\$260,309.62
Total Cost	?		\$10,900,000.00	\$11,575,000.00	\$12,250,000.00
Total Billing Revenue	?		\$5,913,900.00	\$5,913,900.00	\$5,913,900.00
Net Cost	\$3,191,199.00		\$4,986,100.00	\$5,661,100.00	\$6,336,100.00
Total Market Value	\$13,194,674,448.00		\$13,194,674,448.00	\$13,194,674,448.00	\$13,194,674,448.00
Cost/\$1000 Market Value	\$0.24		\$0.38	\$0.43	\$0.48
Cost/\$300K House	\$72.56		\$113.37	\$128.71	\$144.06
Reliability	Low			High	



Plan 1A

ALS Ambulances: 13

of Calls: 13,142

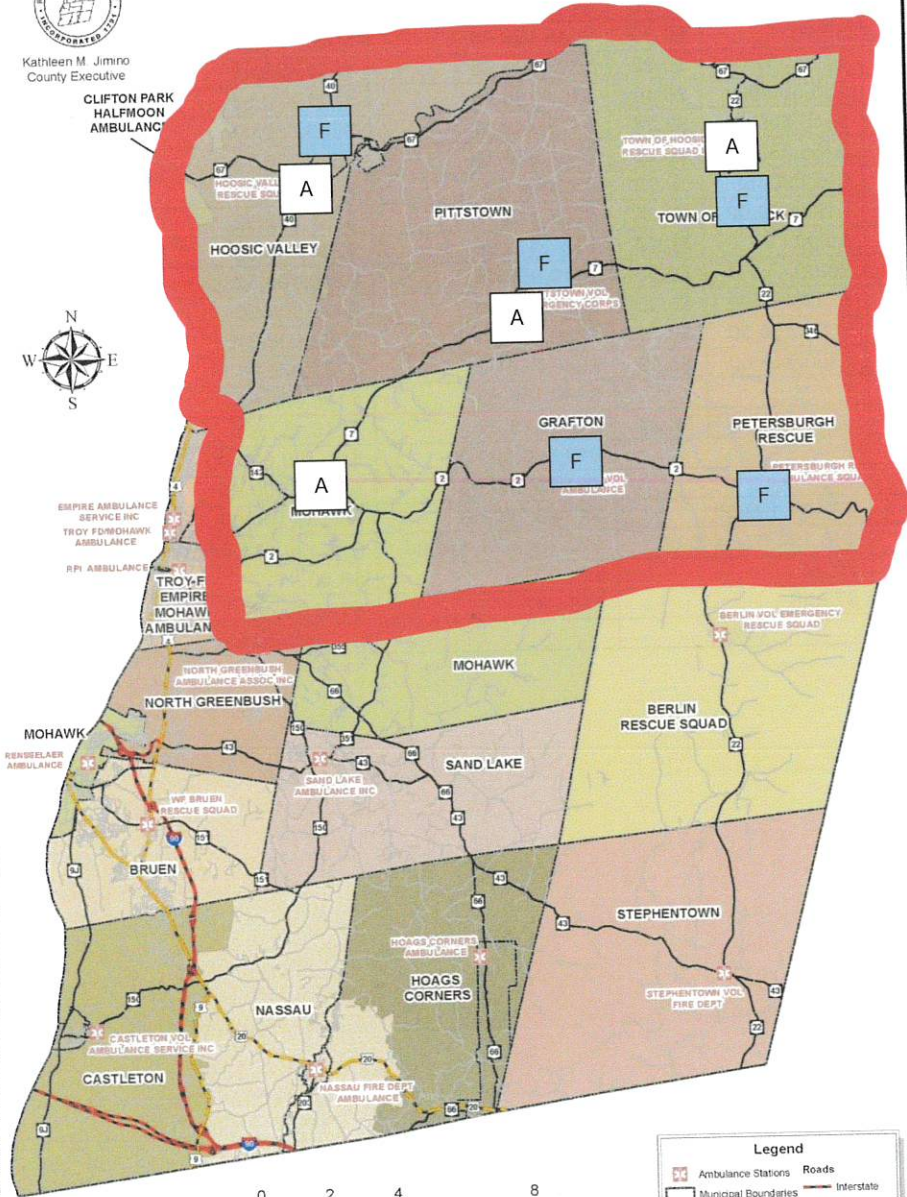
Municipality	Current (Per \$1000)		Low Estimate	Middle Estimate	High Estimate
Berlin	\$60,000.00	\$0.28	\$74,182.03	\$84,696.04	\$100,210.68
Brunswick	\$0.00	\$0.00	\$548,855.36	\$626,646.07	\$741,435.24
East Greenbush	\$712,281.00	\$0.32	\$773,324.28	\$882,929.56	\$1,044,664.80
Grafton	\$30,500.00	\$0.10	\$107,186.43	\$122,378.24	\$144,795.51
Nassau	\$119,000.00	\$0.24	\$175,743.42	\$200,652.00	\$237,407.48
North Greenbush	\$465,088.00	\$0.28	\$569,950.19	\$650,730.73	\$769,931.74
Petersburgh	\$18,000.00	\$0.12	\$52,084.89	\$59,467.02	\$70,360.20
Pittstown	\$197,500.00	\$0.34	\$203,718.78	\$232,592.38	\$275,198.71
Poestenkill	\$0.00	\$0.00	\$181,915.65	\$207,699.03	\$245,745.39
City of Rensselaer	\$0.00	\$0.00	\$219,053.49	\$250,100.52	\$295,913.99
Sand Lake	\$389,455.00	\$0.35	\$381,883.89	\$436,009.30	\$515,877.58
Schaghticoke	\$694,400.00	\$0.71	\$338,869.94	\$386,898.87	\$457,771.09
Schodack	\$353,649.00	\$0.19	\$640,759.40	\$731,575.91	\$865,586.15
Stephentown	?	?	\$130,158.88	\$148,606.64	\$175,828.43
Town of Hoosick	\$151,326.00	\$0.28	\$188,413.37	\$215,117.69	\$254,523.00
Total Cost	?		\$10,500,000.00	\$11,150,000.00	\$11,800,000.00
Total Billing Revenue	?		\$5,913,900.00	\$5,913,900.00	\$5,913,900.00
Net Cost	\$3,191,199.00		\$4,586,100.00	\$5,236,100.00	\$5,886,100.00
Total Market Value	\$13,194,674,448.00		\$13,194,674,448.00	\$13,194,674,448.00	\$13,194,674,448.00
Cost/\$1000 Market Value	\$0.24		\$0.35	\$0.40	\$0.45
Cost/\$300K House	\$72.56		\$104.27	\$119.05	\$133.83
Reliability	Low			Moderate	

Rensselaer County Ambulance Districts



Kathleen M. Jimino
County Executive

CLIFTON PARK
HALFMOON
AMBULANCE



Legend	
	Ambulance Stations
	Municipal Boundaries
	Route Markers
	Interstate
	State
	US Highway
	Roads
	Interstate
	US Highway
	State
	Local



Map Produced by the Rensselaer County Bureau of Research and Information Services

Plan 2

ALS Ambulances: 4

of Calls: 3845

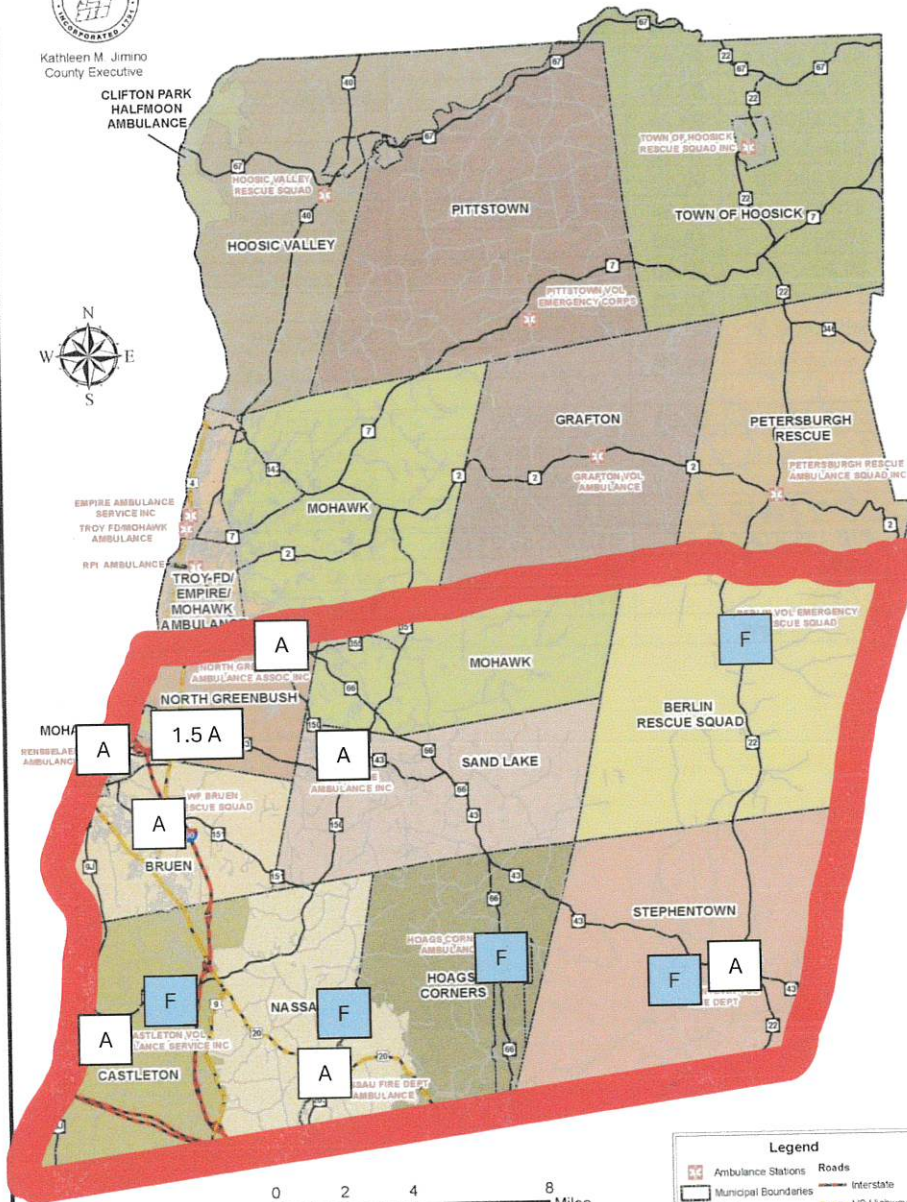
Municipality	Current (Per \$1000)		Low Estimate	Middle Estimate	High Estimate
Berlin	\$60,000.00	\$0.28			
Brunswick	\$0.00	\$0.00	\$579,602.71	\$655,878.77	\$732,154.83
East Greenbush	\$712,281.00	\$0.32			
Grafton	\$30,500.00	\$0.10	\$113,191.10	\$128,087.12	\$142,983.13
Nassau	\$119,000.00	\$0.24			
North Greenbush	\$465,088.00	\$0.28			
Petersburgh	\$18,000.00	\$0.12	\$55,002.73	\$62,241.12	\$69,479.52
Pittstown	\$197,500.00	\$0.34	\$215,131.28	\$243,442.69	\$271,754.09
Poestenkill	\$0.00	\$0.00			
City of Rensselaer	\$0.00	\$0.00			
Sand Lake	\$389,455.00	\$0.35			
Schaghticoke	\$694,400.00	\$0.71	\$357,853.73	\$404,947.49	\$452,041.25
Schodack	\$353,649.00	\$0.19			
Stephentown	?	?			
Town of Hoosick	\$151,326.00	\$0.28	\$198,968.45	\$225,152.81	\$251,337.18
Total Cost	?		\$3,250,000.00	\$3,450,000.00	\$3,650,000.00
Total Billing Revenue	?		\$1,730,250.00	\$1,730,250.00	\$1,730,250.00
Net Cost	\$3,191,199.00		\$1,519,750.00	\$1,719,750.00	\$1,919,750.00
Total Market Value	\$13,194,674,448.00		\$4,140,519,313.00	\$4,140,519,313.00	\$4,140,519,313.00
Cost/\$1000 Market Value	\$0.24		\$0.37	\$0.42	\$0.46
Cost/\$300K House	\$72.56		\$110.11	\$124.60	\$139.09
Reliability		Low		Moderate	

Rensselaer County Ambulance Districts



Kathleen M. Jimno
County Executive

CLIFTON PARK
HALFMOON
AMBULANCE



Legend	
	Ambulance Stations
	Municipal Boundaries
	Route Markers
	Interstate
	State
	US Highway
	Roads
	Interstate
	US Highway
	State
	Local



Map Produced by the Rensselaer County Bureau of Research and Information Services

Plan 3

ALS Ambulances: 8.5

of Calls: 9297

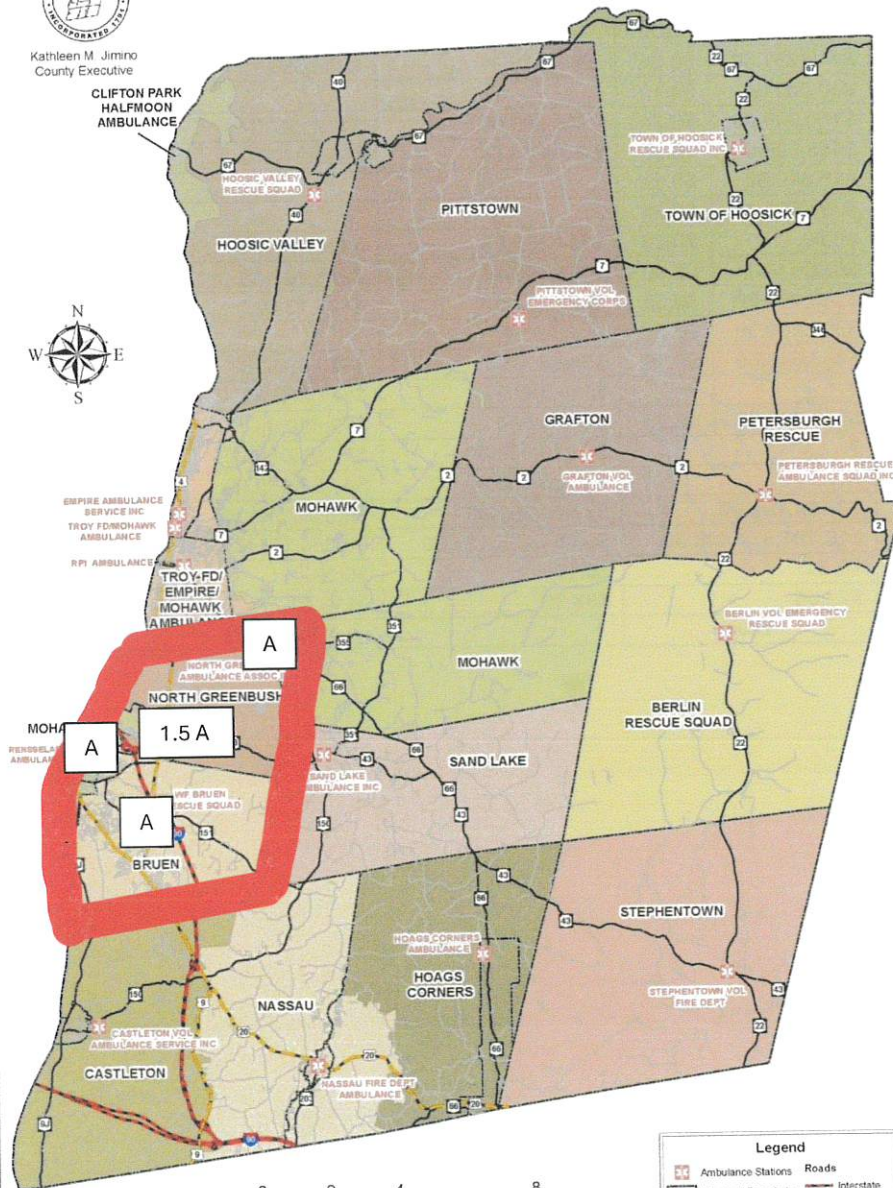
Municipality	Current (Per \$1000)		Low Estimate	Middle Estimate	High Estimate
Berlin	\$60,000.00	\$0.28	\$62,852.58	\$72,870.90	\$82,889.21
Brunswick	\$0.00	\$0.00			
East Greenbush	\$712,281.00	\$0.32	\$655,218.31	\$759,656.13	\$864,093.96
Grafton	\$30,500.00	\$0.10			
Nassau	\$119,000.00	\$0.24	\$148,903.00	\$172,637.24	\$196,371.47
North Greenbush	\$465,088.00	\$0.28	\$482,904.54	\$559,876.59	\$636,848.65
Petersburgh	\$18,000.00	\$0.12			
Pittstown	\$197,500.00	\$0.34			
Poestenkill	\$0.00	\$0.00	\$154,132.58	\$178,700.38	\$203,268.18
City of Rensselaer	\$0.00	\$0.00	\$185,598.54	\$215,181.83	\$244,765.11
Sand Lake	\$389,455.00	\$0.35	\$323,560.67	\$375,134.27	\$426,707.88
Schaghticoke	\$694,400.00	\$0.71			
Schodack	\$353,649.00	\$0.19	\$542,899.41	\$629,434.28	\$715,969.15
Stephentown	?	?	\$110,280.36	\$127,858.38	\$145,436.40
Town of Hoosick	\$151,326.00	\$0.28	\$62,852.58	\$72,870.90	\$82,889.21
Total Cost	?		\$6,850,000.00	\$7,700,000.00	\$7,700,000.00
Total Billing Revenue	?		\$4,183,650.00	\$4,183,650.00	\$4,183,650.00
Net Cost	\$3,191,199.00		\$2,666,350.00	\$3,516,350.00	\$3,516,350.00
Total Market Value	\$13,194,674,448.00		\$9,054,155,135.00	\$9,054,155,135.00	\$9,054,155,135.00
Cost/\$1000 Market Value	\$0.24		\$0.29	\$0.39	\$0.39
Cost/\$300K House	\$72.56		\$88.35	\$116.51	\$116.51
Reliability		Low		Moderate	

Rensselaer County Ambulance Districts



Kathleen M. Jimino
County Executive

CLIFTON PARK
HALFMOON
AMBULANCE



Legend

	Ambulance Stations		Roads
	Municipal Boundaries		Interstate
	Route Markers		US Highway
	Interstate		State
	State		Local
	US Highway		



Map Produced by the Rensselaer County Bureau of Research and Information Services.

Plan 4

ALS Ambulances: 4.5

of Calls: 6002

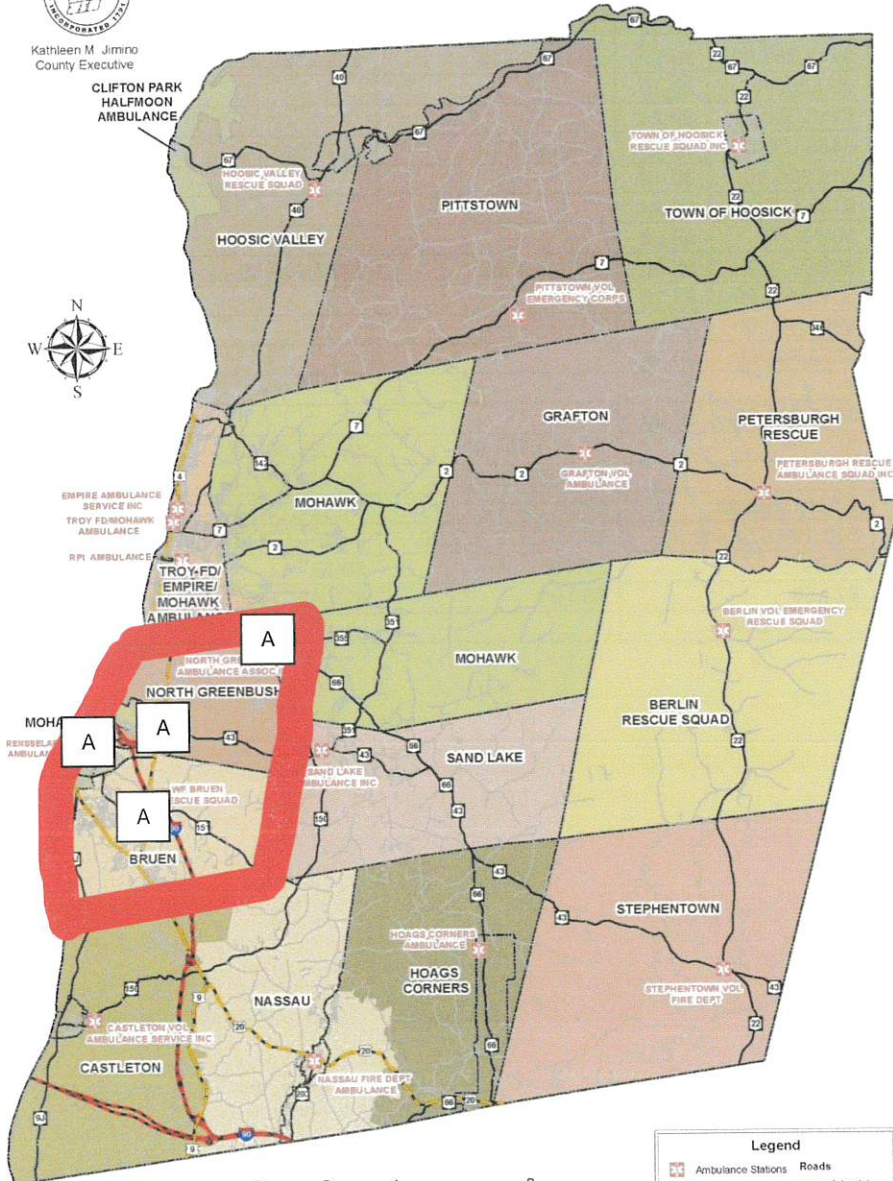
Municipality	Current (Per \$1000)		Low Estimate	Middle Estimate	High Estimate
Berlin	\$60,000.00	\$0.28			
Brunswick	\$0.00	\$0.00			
East Greenbush	\$712,281.00	\$0.32	\$445,038.35	\$556,409.31	\$667,780.26
Grafton	\$30,500.00	\$0.10			
Nassau	\$119,000.00	\$0.24			
North Greenbush	\$465,088.00	\$0.28	\$327,999.13	\$410,081.00	\$492,162.87
Petersburgh	\$18,000.00	\$0.12			
Pittstown	\$197,500.00	\$0.34			
Poestenkill	\$0.00	\$0.00			
City of Rensselaer	\$0.00	\$0.00	\$126,062.52	\$157,609.69	\$189,156.87
Sand Lake	\$389,455.00	\$0.35			
Schaghticoke	\$694,400.00	\$0.71			
Schodack	\$353,649.00	\$0.19			
Stephentown	?	?			
Town of Hoosick	\$151,326.00	\$0.28			
Total Cost	?		\$3,600,000.00	\$3,825,000.00	\$4,050,000.00
Total Billing Revenue	?		\$2,700,900.00	\$2,700,900.00	\$2,700,900.00
Net Cost	\$3,191,199.00		\$899,100.00	\$1,124,100.00	\$1,349,100.00
Total Market Value	\$13,194,674,448.00		\$4,494,975,872.00	\$4,494,975,872.00	\$4,494,975,872.00
Cost/\$1000 Market Value	\$0.24		\$0.20	\$0.25	\$0.30
Cost/\$300K House	\$72.56		\$60.01	\$75.02	\$90.04
Reliability	Low		High		

Rensselaer County Ambulance Districts



Kathleen M. Jimino
County Executive

CLIFTON PARK
HALFMOON
AMBULANCE



0 2 4 8 Miles



Map Produced by the Rensselaer County Bureau of Research and Information Services.

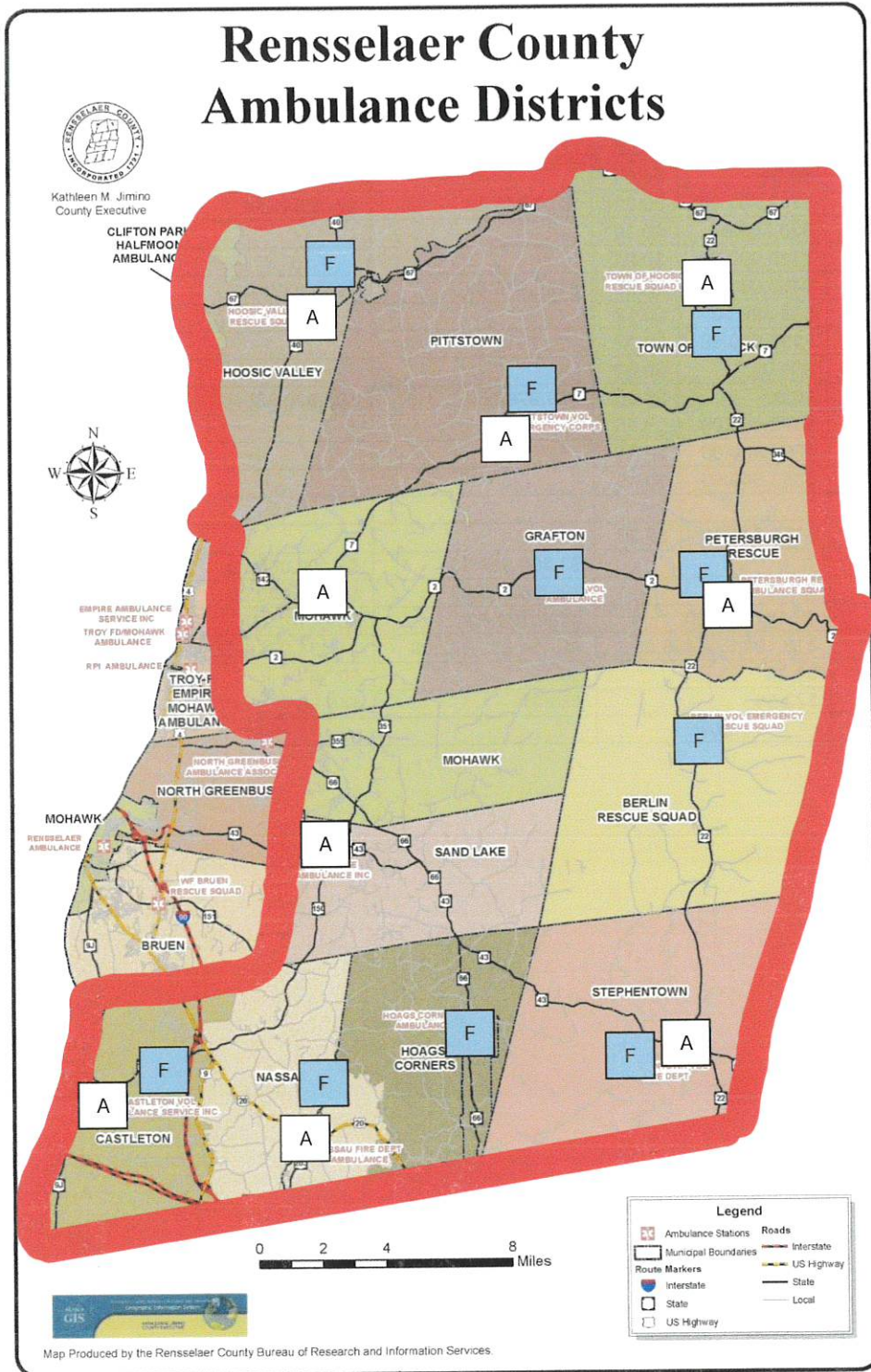
Legend	
Ambulance Stations	Interstate
Municipal Boundaries	US Highway
Interstate	State
State	Local
US Highway	

Plan 4A

ALS Ambulances: 4

of Calls: 6002

Municipality	Current (Per \$1000)		Low Estimate	Middle Estimate	High Estimate
Berlin	\$60,000.00	\$0.28			
Brunswick	\$0.00	\$0.00			
East Greenbush	\$712,281.00	\$0.32	\$247,045.53	\$346,041.94	\$445,038.35
Grafton	\$30,500.00	\$0.10			
Nassau	\$119,000.00	\$0.24			
North Greenbush	\$465,088.00	\$0.28	\$182,075.82	\$255,037.48	\$327,999.13
Petersburgh	\$18,000.00	\$0.12			
Pittstown	\$197,500.00	\$0.34			
Poestenkill	\$0.00	\$0.00			
City of Rensselaer	\$0.00	\$0.00	\$69,978.65	\$98,020.58	\$126,062.52
Sand Lake	\$389,455.00	\$0.35			
Schaghticoke	\$694,400.00	\$0.71			
Schodack	\$353,649.00	\$0.19			
Stephentown	?	?			
Town of Hoosick	\$151,326.00	\$0.28			
Total Cost	?		\$3,200,000.00	\$3,400,000.00	\$3,600,000.00
Total Billing Revenue	?		\$2,700,900.00	\$2,700,900.00	\$2,700,900.00
Net Cost	\$3,191,199.00		\$499,100.00	\$699,100.00	\$899,100.00
Total Market Value	\$13,194,674,448.00		\$4,494,975,872.00	\$4,494,975,872.00	\$4,494,975,872.00
Cost/\$1000 Market Value	\$0.24		\$0.11	\$0.16	\$0.27
Cost/\$300K House	\$72.56		\$33.31	\$46.66	\$80.64
Reliability	Low		High		

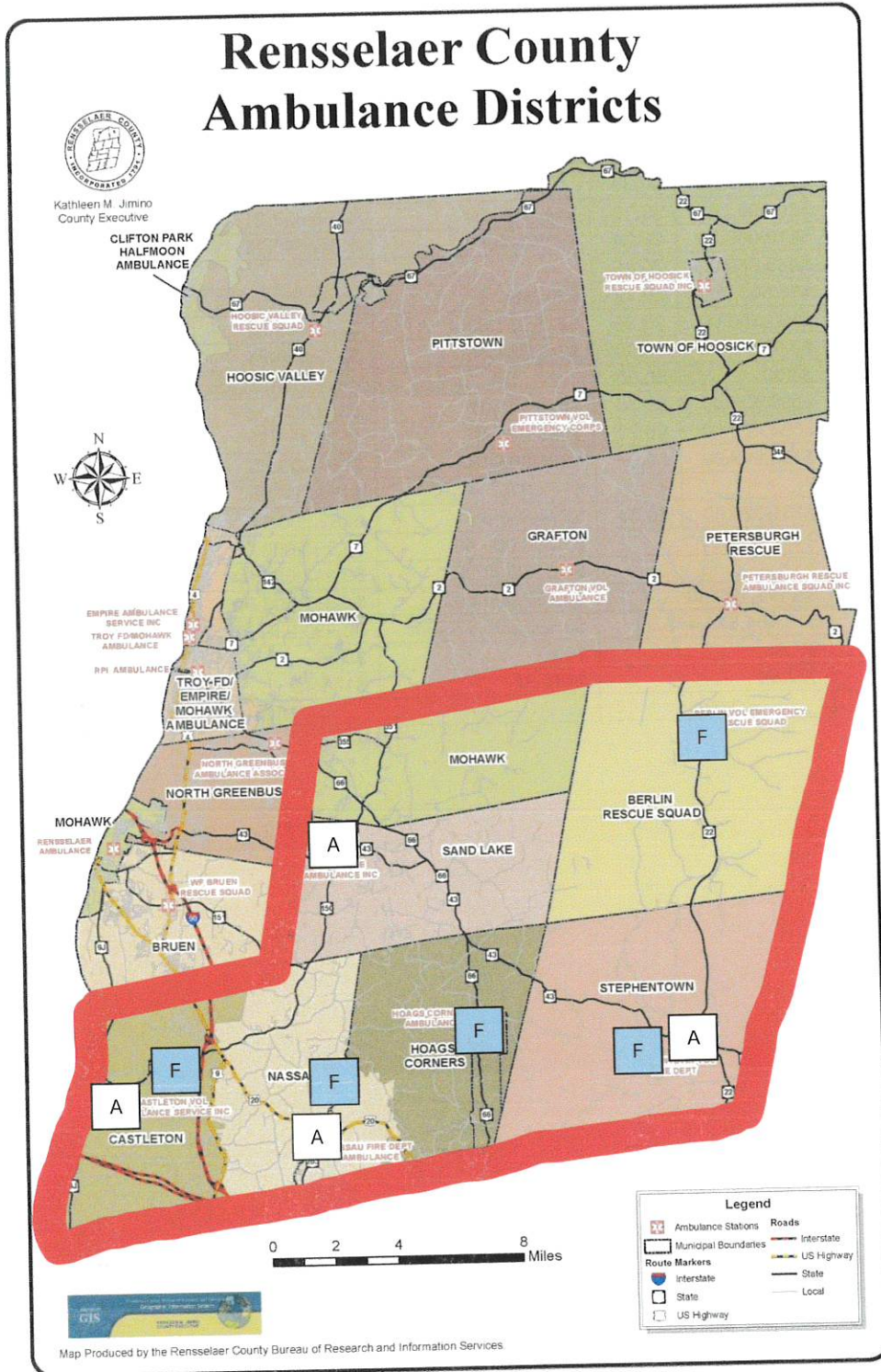


Plan 5

ALS Ambulances: 9

of Calls: 7140

Municipality	Current (Per \$1000)		Low Estimate	Middle Estimate	High Estimate
Berlin	\$60,000.00	\$0.28	\$100,266.14	\$111,305.96	\$122,345.79
Brunswick	\$0.00	\$0.00	\$741,845.56	\$823,526.62	\$905,207.68
East Greenbush	\$712,281.00	\$0.32			
Grafton	\$30,500.00	\$0.10	\$144,875.64	\$160,827.21	\$176,778.77
Nassau	\$119,000.00	\$0.24	\$237,538.86	\$263,693.13	\$289,847.39
North Greenbush	\$465,088.00	\$0.28			
Petersburgh	\$18,000.00	\$0.12	\$70,399.14	\$78,150.45	\$85,901.76
Pittstown	\$197,500.00	\$0.34	\$275,351.00	\$305,668.59	\$335,986.17
Poestenkill	\$0.00	\$0.00	\$245,881.39	\$272,954.21	\$300,027.03
City of Rensselaer	\$0.00	\$0.00			
Sand Lake	\$389,455.00	\$0.35	\$516,163.07	\$572,995.32	\$629,827.56
Schaghticoke	\$694,400.00	\$0.71	\$458,024.43	\$508,455.30	\$558,886.18
Schodack	\$353,649.00	\$0.19	\$866,065.18	\$961,423.46	\$1,056,781.75
Stephentown	?	?	\$175,925.74	\$195,296.08	\$214,666.42
Town of Hoosick	\$151,326.00	\$0.28	\$254,663.85	\$282,703.67	\$310,743.49
Total Cost	?		\$7,300,000.00	\$7,750,000.00	\$8,200,000.00
Total Billing Revenue	?		\$3,213,000.00	\$3,213,000.00	\$3,213,000.00
Net Cost	\$3,191,199.00		\$4,087,000.00	\$4,537,000.00	\$4,987,000.00
Total Market Value	\$13,194,674,448.00		\$8,699,698,576.00	\$8,699,698,576.00	\$8,699,698,576.00
Cost/\$1000 Market Value	\$0.24		\$0.47	\$0.52	\$0.57
Cost/\$300K House	\$72.56		\$140.94	\$156.45	\$171.97
Reliability		Low		High	

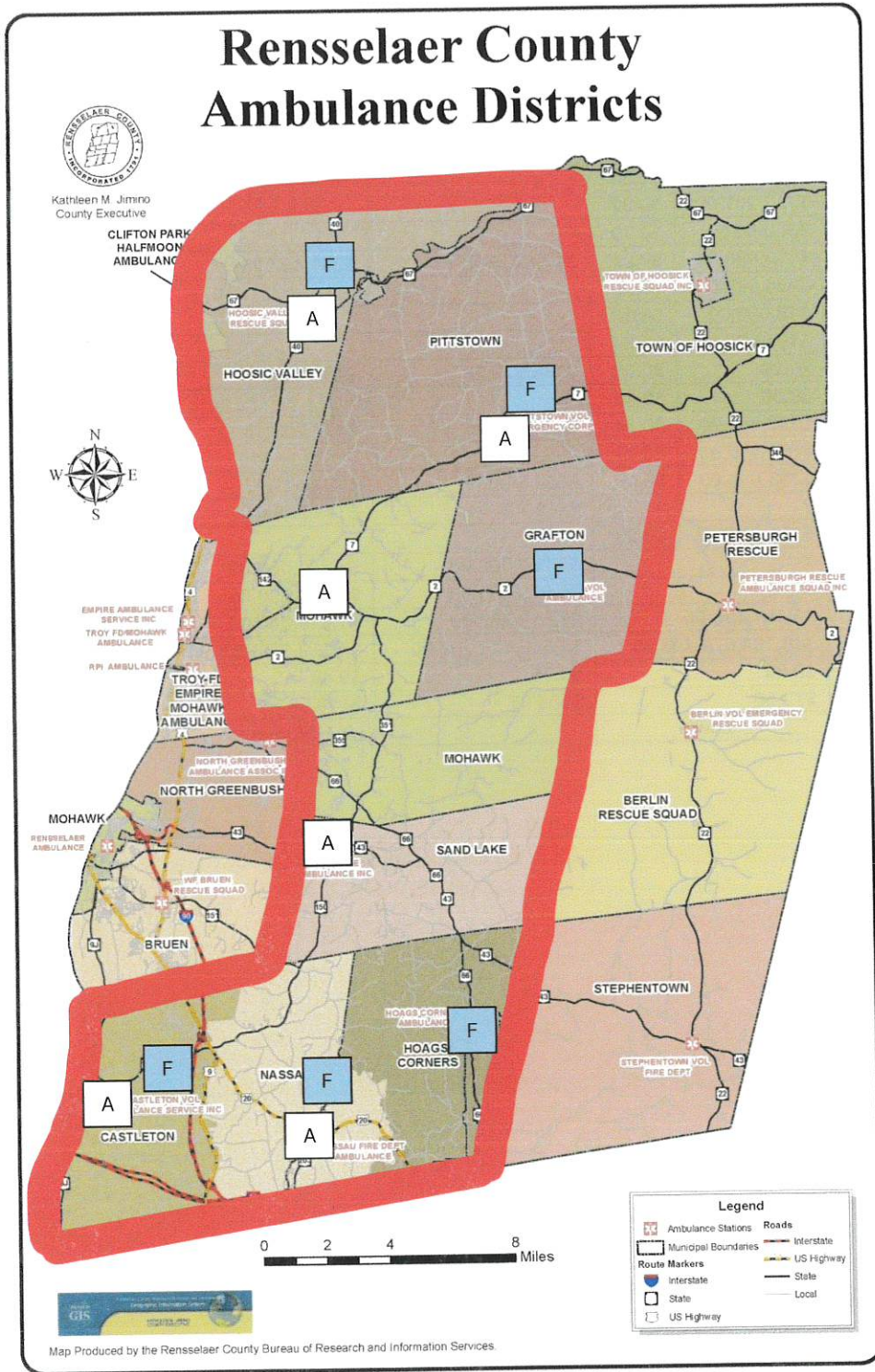


Plan 6

ALS Ambulances: 4

of Calls: 3630

Municipality	Current (Per \$1000)		Low Estimate	Middle Estimate	High Estimate
Berlin	\$60,000.00	\$0.28	\$75,673.34	\$85,035.95	\$94,398.57
Brunswick	\$0.00	\$0.00			
East Greenbush	\$712,281.00	\$0.32			
Grafton	\$30,500.00	\$0.10			
Nassau	\$119,000.00	\$0.24	\$179,276.46	\$201,457.28	\$223,638.10
North Greenbush	\$465,088.00	\$0.28			
Petersburgh	\$18,000.00	\$0.12			
Pittstown	\$197,500.00	\$0.34			
Poestenkill	\$0.00	\$0.00	\$185,572.78	\$208,532.60	\$231,492.42
City of Rensselaer	\$0.00	\$0.00			
Sand Lake	\$389,455.00	\$0.35	\$389,561.06	\$437,759.15	\$485,957.24
Schaghticoke	\$694,400.00	\$0.71			
Schodack	\$353,649.00	\$0.19	\$653,640.85	\$734,511.97	\$815,383.09
Stephentown	?	?	\$132,775.51	\$149,203.04	\$165,630.57
Town of Hoosick	\$151,326.00	\$0.28			
Total Cost	?		\$3,250,000.00	\$3,450,000.00	\$3,650,000.00
Total Billing Revenue	?		\$1,633,500.00	\$1,633,500.00	\$1,633,500.00
Net Cost	\$3,191,199.00		\$1,616,500.00	\$1,816,500.00	\$2,016,500.00
Total Market Value	\$13,194,674,448.00		\$4,559,179,263.00	\$4,559,179,263.00	\$4,559,179,263.00
Cost/\$1000 Market Value	\$0.24		\$0.35	\$0.40	\$0.44
Cost/\$300K House	\$72.56		\$106.37	\$119.53	\$132.69
Reliability	Low		Moderate		



Plan 7

ALS Ambulances: 6

of Calls: 5703

Municipality	Current (Per \$1000)		Low Estimate	Middle Estimate	High Estimate
Berlin	\$60,000.00	\$0.28			
Brunswick	\$0.00	\$0.00	\$488,140.70	\$551,987.50	\$615,834.30
East Greenbush	\$712,281.00	\$0.32			
Grafton	\$30,500.00	\$0.10	\$95,329.41	\$107,798.10	\$120,266.80
Nassau	\$119,000.00	\$0.24	\$156,302.59	\$176,746.33	\$197,190.07
North Greenbush	\$465,088.00	\$0.28			
Petersburgh	\$18,000.00	\$0.12			
Pittstown	\$197,500.00	\$0.34	\$181,183.31	\$204,881.34	\$228,579.37
Poestenkill	\$0.00	\$0.00	\$161,792.05	\$182,953.78	\$204,115.52
City of Rensselaer	\$0.00	\$0.00			
Sand Lake	\$389,455.00	\$0.35	\$339,639.70	\$384,063.18	\$428,486.66
Schaghticoke	\$694,400.00	\$0.71	\$301,383.98	\$340,803.76	\$380,223.55
Schodack	\$353,649.00	\$0.19	\$569,878.27	\$644,416.00	\$718,953.74
Stephentown	?	?			
Town of Hoosick	\$151,326.00	\$0.28			
Total Cost	?		\$4,860,000.00	\$5,160,000.00	\$5,460,000.00
Total Billing Revenue	?		\$2,566,350.00	\$2,566,350.00	\$2,566,350.00
Net Cost	\$3,191,199.00		\$2,293,650.00	\$2,593,650.00	\$2,893,650.00
Total Market Value	\$13,194,674,448.00		\$7,419,851,225.00	\$7,419,851,225.00	\$7,419,851,225.00
Cost/\$1000 Market Value	\$0.24		\$0.31	\$0.35	\$0.39
Cost/\$300K House	\$72.56		\$92.74	\$104.87	\$117.00
Reliability	Low		High		

Plan 8

ALS Ambulances: 2

of Calls: 1437


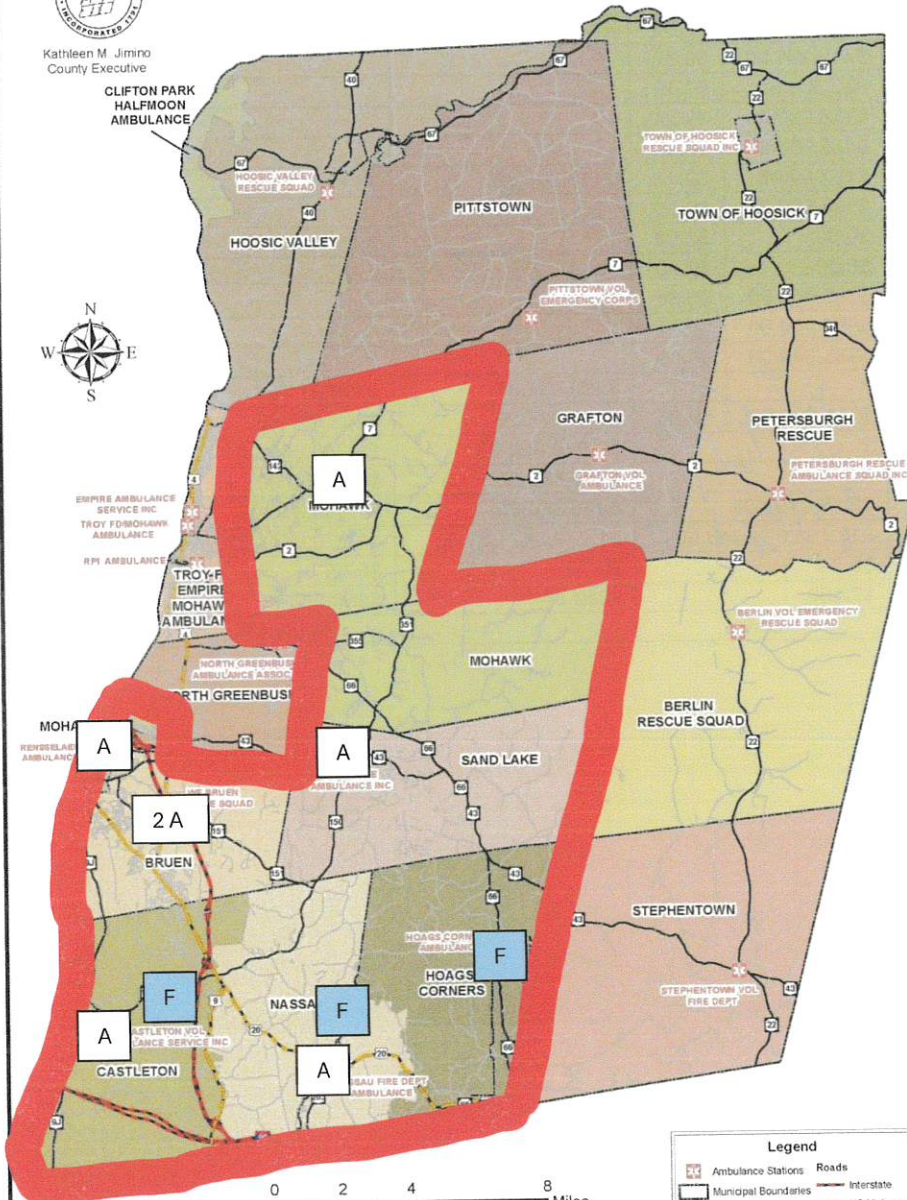
Municipality	Current (Per \$1000)		Low Estimate	Middle Estimate	High Estimate
Berlin	\$60,000.00	\$0.28	\$165,652.49	\$182,328.64	\$199,004.79
Brunswick	\$0.00	\$0.00			
East Greenbush	\$712,281.00	\$0.32			
Grafton	\$30,500.00	\$0.10			
Nassau	\$119,000.00	\$0.24			
North Greenbush	\$465,088.00	\$0.28			
Petersburgh	\$18,000.00	\$0.12	\$116,308.39	\$128,017.09	\$139,725.79
Pittstown	\$197,500.00	\$0.34			
Poestenkill	\$0.00	\$0.00			
City of Rensselaer	\$0.00	\$0.00			
Sand Lake	\$389,455.00	\$0.35			
Schaghticoke	\$694,400.00	\$0.71			
Schodack	\$353,649.00	\$0.19			
Stephentown	?	?	\$290,651.84	\$319,911.60	\$349,171.36
Town of Hoosick	\$151,326.00	\$0.28	\$420,737.28	\$463,092.67	\$505,448.06
Total Cost	?		\$1,640,000.00	\$1,740,000.00	\$1,840,000.00
Total Billing Revenue	?		\$646,650.00	\$646,650.00	\$646,650.00
Net Cost	\$3,191,199.00		\$993,350.00	\$1,093,350.00	\$1,193,350.00
Total Market Value	\$13,194,674,448.00		\$1,279,847,351.00	\$1,279,847,351.00	\$1,279,847,351.00
Cost/\$1000 Market Value	\$0.24		\$0.78	\$0.85	\$0.93
Cost/\$300K House	\$72.56		\$232.84	\$256.28	\$279.72
Reliability	Low		Moderate		

Rensselaer County Ambulance Districts



Kathleen M. Jimino
County Executive

CLIFTON PARK
HALFMOON
AMBULANCE



Legend	
	Ambulance Stations
	Municipal Boundaries
	Roads
	Interstate
	US Highway
	State
	Local



Map Produced by the Rensselaer County Bureau of Research and Information Services

Plan 9

ALS Ambulances: 7

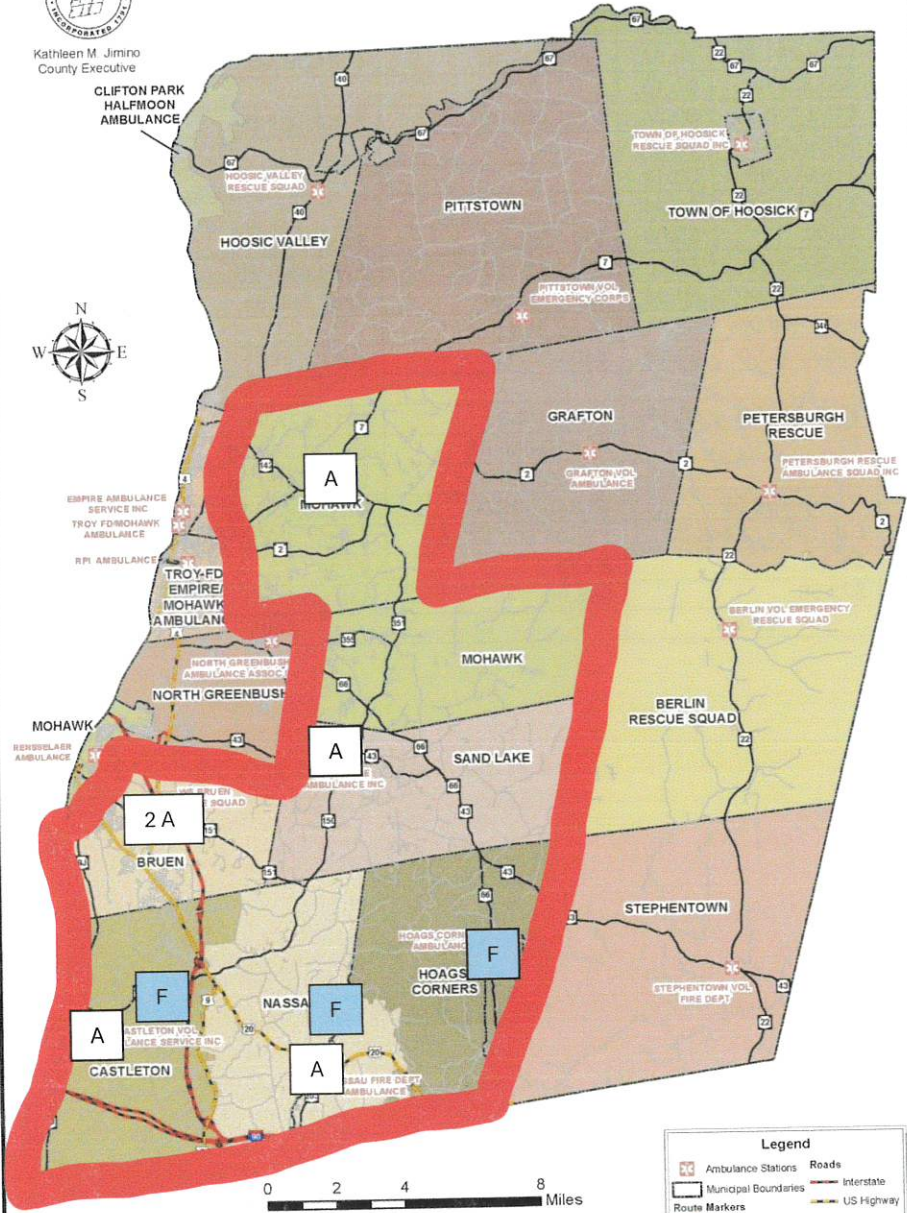
of Calls: 8408

Municipality	Current (Per \$1000)		Low Estimate	Middle Estimate	High Estimate
Berlin	\$60,000.00	\$0.28			
Brunswick	\$0.00	\$0.00	\$346,874.63	\$412,627.51	\$478,380.39
East Greenbush	\$712,281.00	\$0.32	\$488,738.18	\$581,382.44	\$674,026.70
Grafton	\$30,500.00	\$0.10			
Nassau	\$119,000.00	\$0.24	\$111,069.21	\$132,123.28	\$153,177.34
North Greenbush	\$465,088.00	\$0.28			
Petersburgh	\$18,000.00	\$0.12			
Pittstown	\$197,500.00	\$0.34			
Poestenkill	\$0.00	\$0.00	\$114,970.04	\$136,763.54	\$158,557.04
City of Rensselaer	\$0.00	\$0.00	\$138,441.02	\$164,683.64	\$190,926.25
Sand Lake	\$389,455.00	\$0.35	\$241,349.26	\$287,098.95	\$332,848.65
Schaghticoke	\$694,400.00	\$0.71			
Schodack	\$353,649.00	\$0.19	\$404,957.65	\$481,720.64	\$558,483.62
Stephentown	?	?			
Town of Hoosick	\$151,326.00	\$0.28	\$346,874.63	\$412,627.51	\$478,380.39
Total Cost	?		\$5,630,000.00	\$5,980,000.00	\$6,330,000.00
Total Billing Revenue	?		\$3,783,600.00	\$3,783,600.00	\$3,783,600.00
Net Cost	\$3,191,199.00		\$1,846,400.00	\$2,196,400.00	\$2,546,400.00
Total Market Value	\$13,194,674,448.00		\$8,405,553,672.00	\$8,405,553,672.00	\$8,405,553,672.00
Cost/\$1000 Market Value	\$0.24		\$0.22	\$0.26	\$0.30
Cost/\$300K House	\$72.56		\$65.90	\$78.39	\$90.88
Reliability	Low		High		

Rensselaer County Ambulance Districts



Kathleen M. Jimino
County Executive



Legend	
	Ambulance Stations
	Municipal Boundaries
	Route Markers
	State
	US Highway
	Interstate
	US Highway
	State
	Local



Map Produced by the Rensselaer County Bureau of Research and Information Services

Plan 10

ALS Ambulances: 6

of Calls: 6997


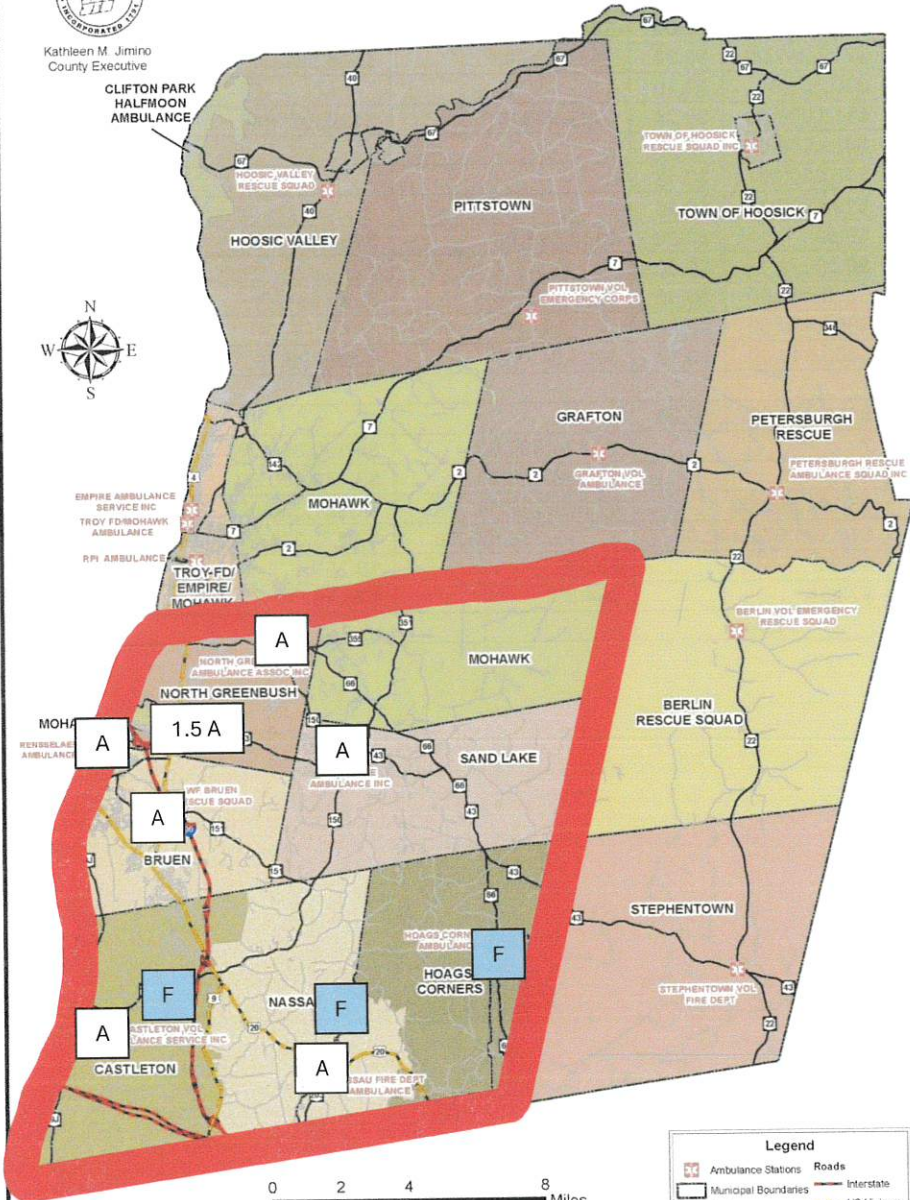
Municipality	Current (Per \$1000)		Low Estimate	Middle Estimate	High Estimate
Berlin	\$60,000.00	\$0.28			
Brunswick	\$0.00	\$0.00	\$341,470.53	\$402,398.45	\$463,326.37
East Greenbush	\$712,281.00	\$0.32	\$481,123.93	\$566,969.94	\$652,815.94
Grafton	\$30,500.00	\$0.10			
Nassau	\$119,000.00	\$0.24	\$109,338.82	\$128,847.94	\$148,357.05
North Greenbush	\$465,088.00	\$0.28			
Petersburgh	\$18,000.00	\$0.12			
Pittstown	\$197,500.00	\$0.34			
Poestenkill	\$0.00	\$0.00	\$113,178.88	\$133,373.16	\$153,567.45
City of Rensselaer	\$0.00	\$0.00			
Sand Lake	\$389,455.00	\$0.35	\$237,589.18	\$279,981.75	\$322,374.33
Schaghticoke	\$694,400.00	\$0.71			
Schodack	\$353,649.00	\$0.19	\$398,648.65	\$469,778.76	\$540,908.86
Stephentown	?	?			
Town of Hoosick	\$151,326.00	\$0.28			
Total Cost	?		\$4,830,000.00	\$5,130,000.00	\$5,430,000.00
Total Billing Revenue	?		\$3,148,650.00	\$3,148,650.00	\$3,148,650.00
Net Cost	\$3,191,199.00		\$1,681,350.00	\$1,981,350.00	\$2,281,350.00
Total Market Value	\$13,194,674,448.00		\$7,775,314,577.00	\$7,775,314,577.00	\$7,775,314,577.00
Cost/\$1000 Market Value	\$0.24		\$0.22	\$0.25	\$0.29
Cost/\$300K House	\$72.56		\$64.87	\$76.45	\$88.02
Reliability		Low		High	

Rensselaer County Ambulance Districts



Kathleen M. Jimino
County Executive

CLIFTON PARK
HALFMOON
AMBULANCE



Map Produced by the Rensselaer County Bureau of Research and Information Services.

Legend	
	Ambulance Stations
	Municipal Boundaries
	Route Markers
	Interstate
	State
	US Highway
	Interstate
	US Highway
	State
	Local

Plan 11

ALS Ambulances: 7.5

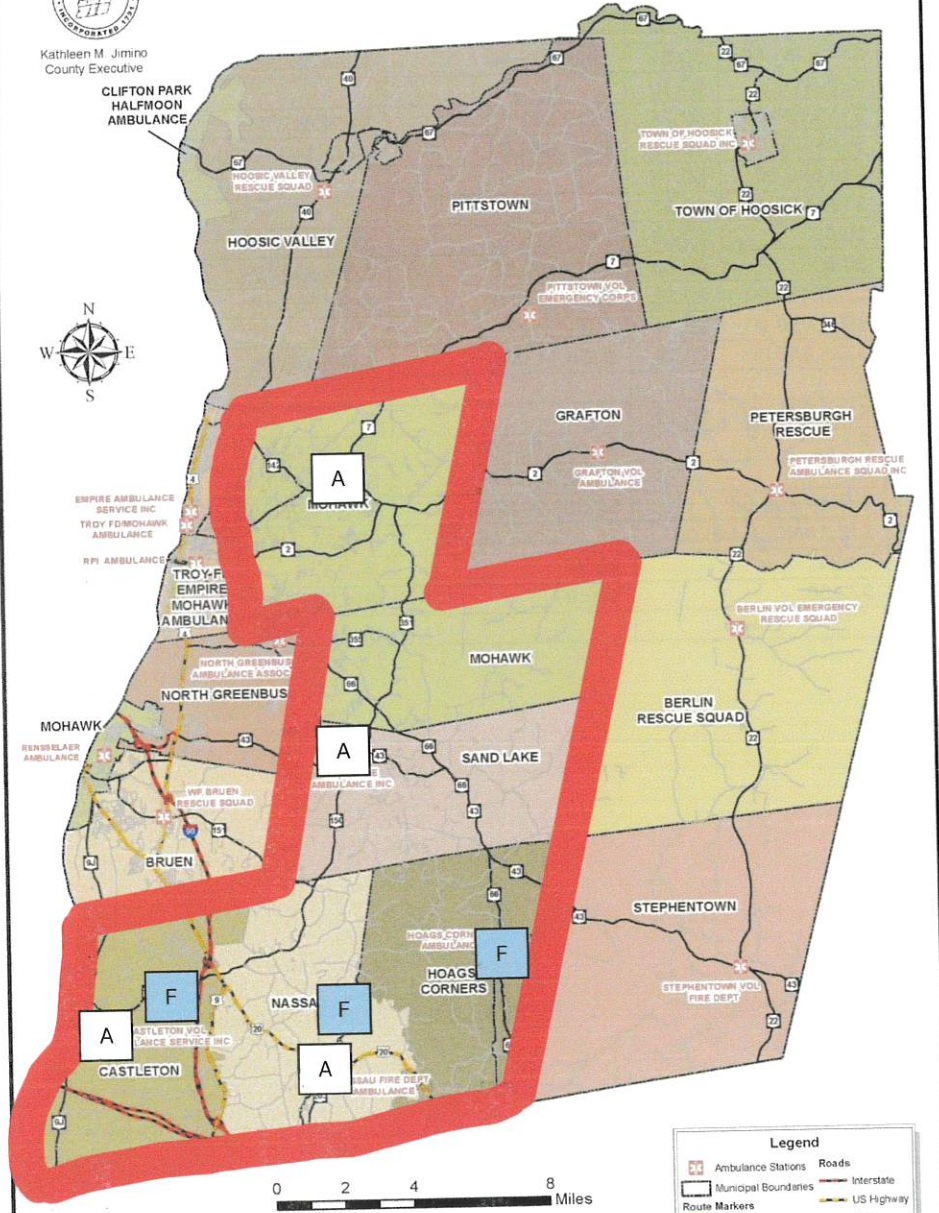
of Calls: 8949

Municipality	Current (Per \$1000)		Low Estimate	Middle Estimate	High Estimate
Berlin	\$60,000.00	\$0.28			
Brunswick	\$0.00	\$0.00			
East Greenbush	\$712,281.00	\$0.32	\$526,375.96	\$594,480.67	\$723,476.22
Grafton	\$30,500.00	\$0.10			
Nassau	\$119,000.00	\$0.24	\$119,622.67	\$135,099.94	\$164,415.10
North Greenbush	\$465,088.00	\$0.28	\$387,946.03	\$438,140.10	\$533,211.52
Petersburgh	\$18,000.00	\$0.12			
Pittstown	\$197,500.00	\$0.34			
Poestenkill	\$0.00	\$0.00	\$123,823.90	\$139,844.75	\$170,189.47
City of Rensselaer	\$0.00	\$0.00	\$149,102.38	\$168,393.87	\$204,933.42
Sand Lake	\$389,455.00	\$0.35	\$259,935.59	\$293,567.13	\$357,267.87
Schaghticoke	\$694,400.00	\$0.71			
Schodack	\$353,649.00	\$0.19	\$436,143.48	\$492,573.54	\$599,456.40
Stephentown	?	?			
Town of Hoosick	\$151,326.00	\$0.28			
Total Cost	?		\$6,030,000.00	\$6,405,000.00	\$6,780,000.00
Total Billing Revenue	?		\$4,027,050.00	\$4,027,050.00	\$4,027,050.00
Net Cost	\$3,191,199.00		\$2,002,950.00	\$2,377,950.00	\$2,752,950.00
Total Market Value	\$13,194,674,448.00		\$8,466,245,646.00	\$8,466,245,646.00	\$8,466,245,646.00
Cost/\$1000 Market Value	\$0.24		\$0.24	\$0.28	\$0.33
Cost/\$300K House	\$72.56		\$70.97	\$84.26	\$97.55
Reliability		Low		High	

Rensselaer County Ambulance Districts



Kathleen M. Jimino
County Executive



Legend	
	Ambulance Stations
	Municipal Boundaries
	Route Markers
	State
	US Highway
	Roads - Interstate
	US Highway
	State
	Local



Map Produced by the Rensselaer County Bureau of Research and Information Services

Plan 12

ALS Ambulances: 4

of Calls: 4407


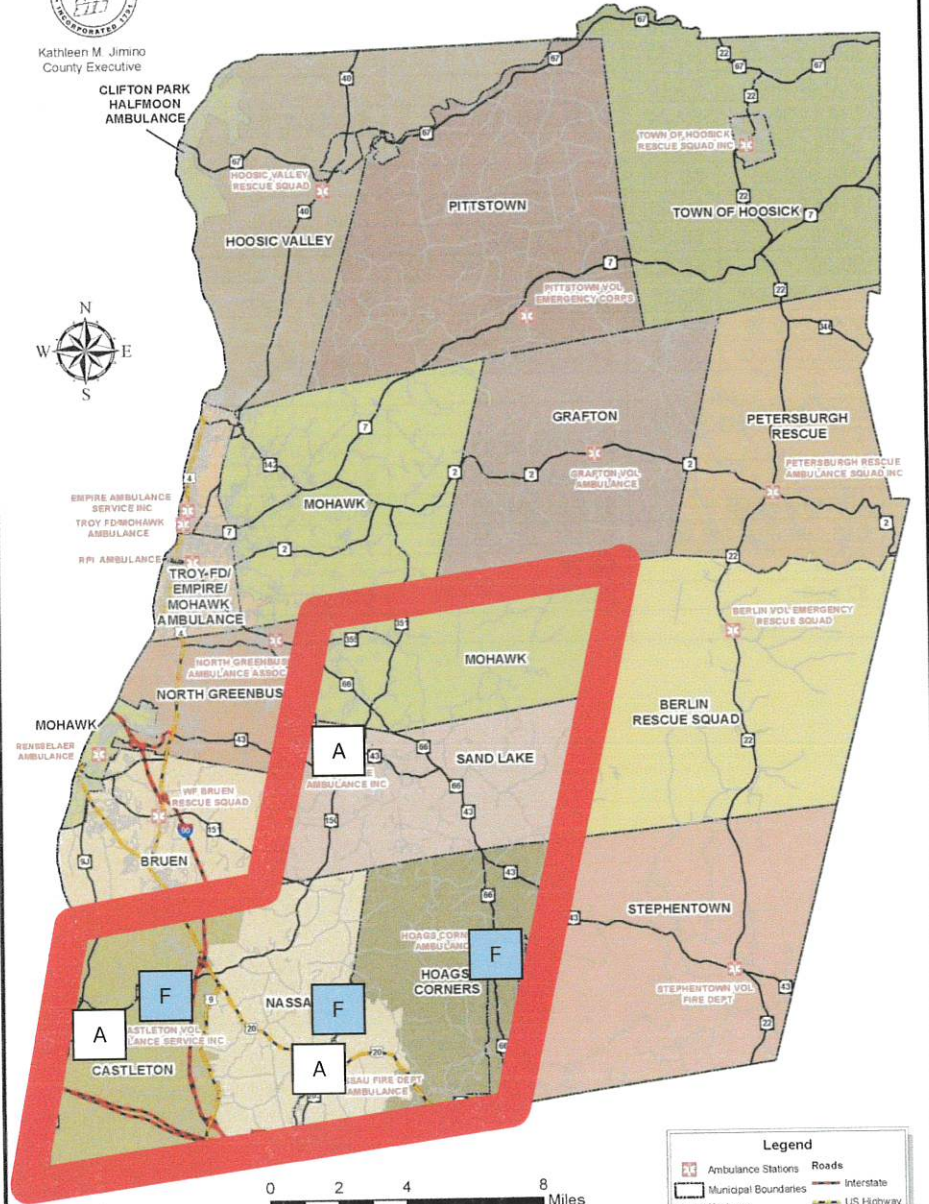
Municipality	Current (Per \$1000)		Low Estimate	Middle Estimate	High Estimate
Berlin	\$60,000.00	\$0.28			
Brunswick	\$0.00	\$0.00	\$354,735.28	\$411,636.32	\$468,537.35
East Greenbush	\$712,281.00	\$0.32			
Grafton	\$30,500.00	\$0.10			
Nassau	\$119,000.00	\$0.24	\$113,586.19	\$131,805.90	\$150,025.60
North Greenbush	\$465,088.00	\$0.28			
Petersburgh	\$18,000.00	\$0.12			
Pittstown	\$197,500.00	\$0.34			
Poestenkill	\$0.00	\$0.00	\$117,575.42	\$136,435.01	\$155,294.61
City of Rensselaer	\$0.00	\$0.00			
Sand Lake	\$389,455.00	\$0.35	\$246,818.56	\$286,409.30	\$326,000.04
Schaghticoke	\$694,400.00	\$0.71			
Schodack	\$353,649.00	\$0.19	\$414,134.54	\$480,563.47	\$546,992.40
Stephentown	?	?			
Town of Hoosick	\$151,326.00	\$0.28			
Total Cost	?		\$3,230,000.00	\$3,430,000.00	\$3,630,000.00
Total Billing Revenue	?		\$1,983,150.00	\$1,983,150.00	\$1,983,150.00
Net Cost	\$3,191,199.00		\$1,246,850.00	\$1,446,850.00	\$1,646,850.00
Total Market Value	\$13,194,674,448.00		\$5,550,382,268.00	\$5,550,382,268.00	\$5,550,382,268.00
Cost/\$1000 Market Value	\$0.24		\$0.22	\$0.26	\$0.30
Cost/\$300K House	\$72.56		\$67.39	\$78.20	\$89.01
Reliability		Low		High	

Rensselaer County Ambulance Districts



Kathleen M. Jimino
County Executive

CLIFTON PARK
HALFMOON
AMBULANCE



Legend	
	Ambulance Stations
	Municipal Boundaries
	Interstate
	US Highway
	State
	Local



Map Produced by the Rensselaer County Bureau of Research and Information Services

Plan 13

ALS Ambulances: 3

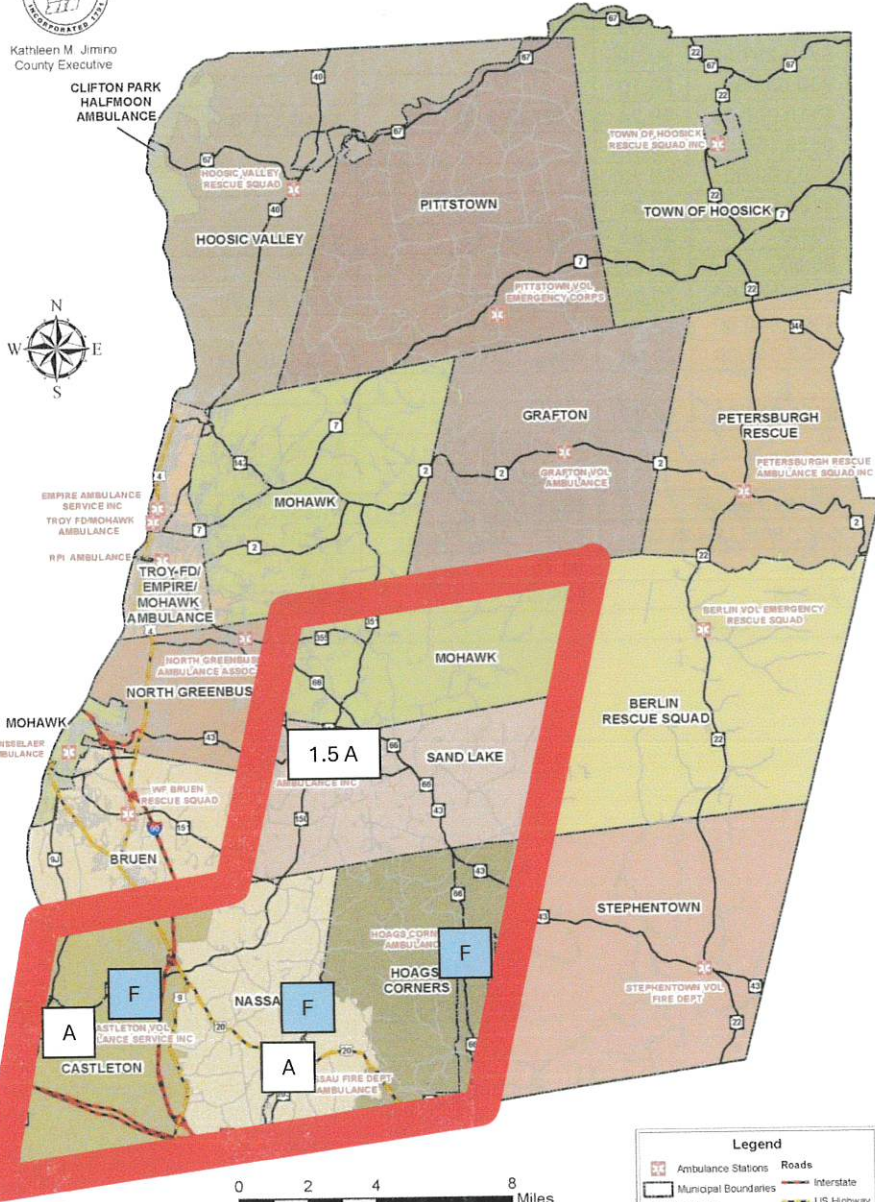
of Calls: 3182

Municipality	Current (Per \$1000)		Low Estimate	Middle Estimate	High Estimate
Berlin	\$60,000.00	\$0.28			
Brunswick	\$0.00	\$0.00			
East Greenbush	\$712,281.00	\$0.32			
Grafton	\$30,500.00	\$0.10			
Nassau	\$119,000.00	\$0.24	\$127,080.50	\$146,178.86	\$165,277.22
North Greenbush	\$465,088.00	\$0.28			
Petersburgh	\$18,000.00	\$0.12			
Pittstown	\$197,500.00	\$0.34			
Poestenkill	\$0.00	\$0.00	\$131,543.65	\$151,312.76	\$171,081.87
City of Rensselaer	\$0.00	\$0.00			
Sand Lake	\$389,455.00	\$0.35	\$276,141.17	\$317,641.20	\$359,141.22
Schaghticoke	\$694,400.00	\$0.71			
Schodack	\$353,649.00	\$0.19	\$463,334.68	\$532,967.19	\$602,599.69
Stephentown	?	?			
Town of Hoosick	\$151,326.00	\$0.28			
Total Cost	?		\$2,430,000.00	\$2,580,000.00	\$2,730,000.00
Total Billing Revenue	?		\$1,431,900.00	\$1,431,900.00	\$1,431,900.00
Net Cost	\$3,191,199.00		\$998,100.00	\$1,148,100.00	\$1,298,100.00
Total Market Value	\$13,194,674,448.00		\$3,971,269,774.00	\$3,971,269,774.00	\$3,971,269,774.00
Cost/\$1000 Market Value	\$0.24		\$0.25	\$0.29	\$0.33
Cost/\$300K House	\$72.56		\$75.40	\$86.73	\$98.06
Reliability	Low		High		

Rensselaer County Ambulance Districts



Kathleen M. Jimno
County Executive



Map Produced by the Rensselaer County Bureau of Research and Information Services.

Plan 13A

ALS Ambulances: 3.5

of Calls: 3182

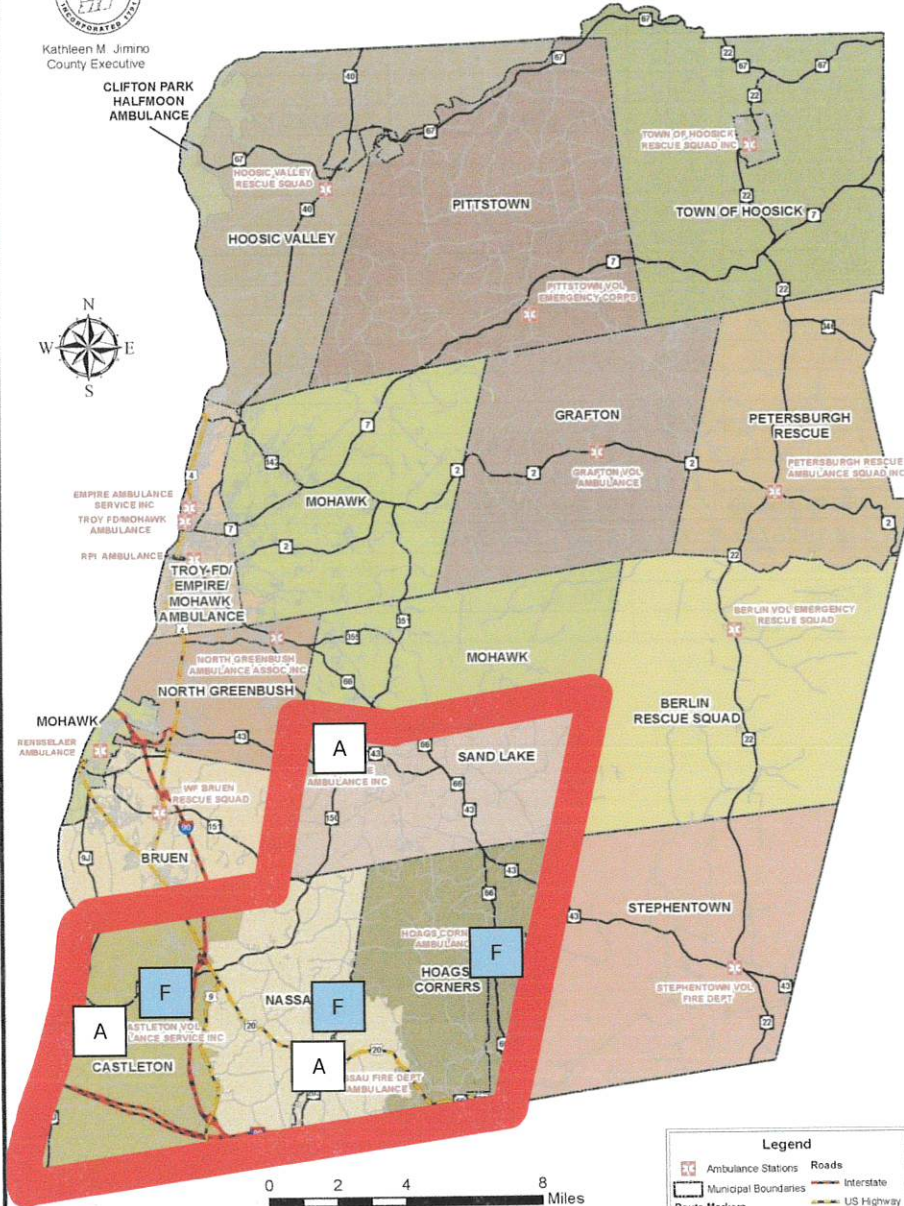
Municipality	Current (Per \$1000)		Low Estimate	Middle Estimate	High Estimate
Berlin	\$60,000.00	\$0.28			
Brunswick	\$0.00	\$0.00			
East Greenbush	\$712,281.00	\$0.32			
Grafton	\$30,500.00	\$0.10			
Nassau	\$119,000.00	\$0.24	\$178,009.46	\$200,290.88	\$222,572.30
North Greenbush	\$465,088.00	\$0.28			
Petersburgh	\$18,000.00	\$0.12			
Pittstown	\$197,500.00	\$0.34			
Poestenkill	\$0.00	\$0.00	\$184,261.27	\$207,325.23	\$230,389.19
City of Rensselaer	\$0.00	\$0.00			
Sand Lake	\$389,455.00	\$0.35	\$386,807.91	\$435,224.61	\$483,641.30
Schaghticoke	\$694,400.00	\$0.71			
Schodack	\$353,649.00	\$0.19	\$649,021.36	\$730,259.28	\$811,497.20
Stephentown	?	?			
Town of Hoosick	\$151,326.00	\$0.28			
Total Cost	?		\$2,830,000.00	\$3,005,000.00	\$3,180,000.00
Total Billing Revenue	?		\$1,431,900.00	\$1,431,900.00	\$1,431,900.00
Net Cost	\$3,191,199.00		\$1,398,100.00	\$1,573,100.00	\$1,748,100.00
Total Market Value	\$13,194,674,448.00		\$3,971,269,774.00	\$3,971,269,774.00	\$3,971,269,774.00
Cost/\$1000 Market Value	\$0.24		\$0.35	\$0.40	\$0.44
Cost/\$300K House	\$72.56		\$105.62	\$118.84	\$132.06
Reliability		Low		High	

Rensselaer County Ambulance Districts



Kathleen M. Jimino
County Executive

CLIFTON PARK
HALFMOON
AMBULANCE



Legend	
	Ambulance Stations
	Municipal Boundaries
	Route Markers
	State
	US Highway
	Interstate
	US Highway
	State
	Local



Plan 14

ALS Ambulances: 3

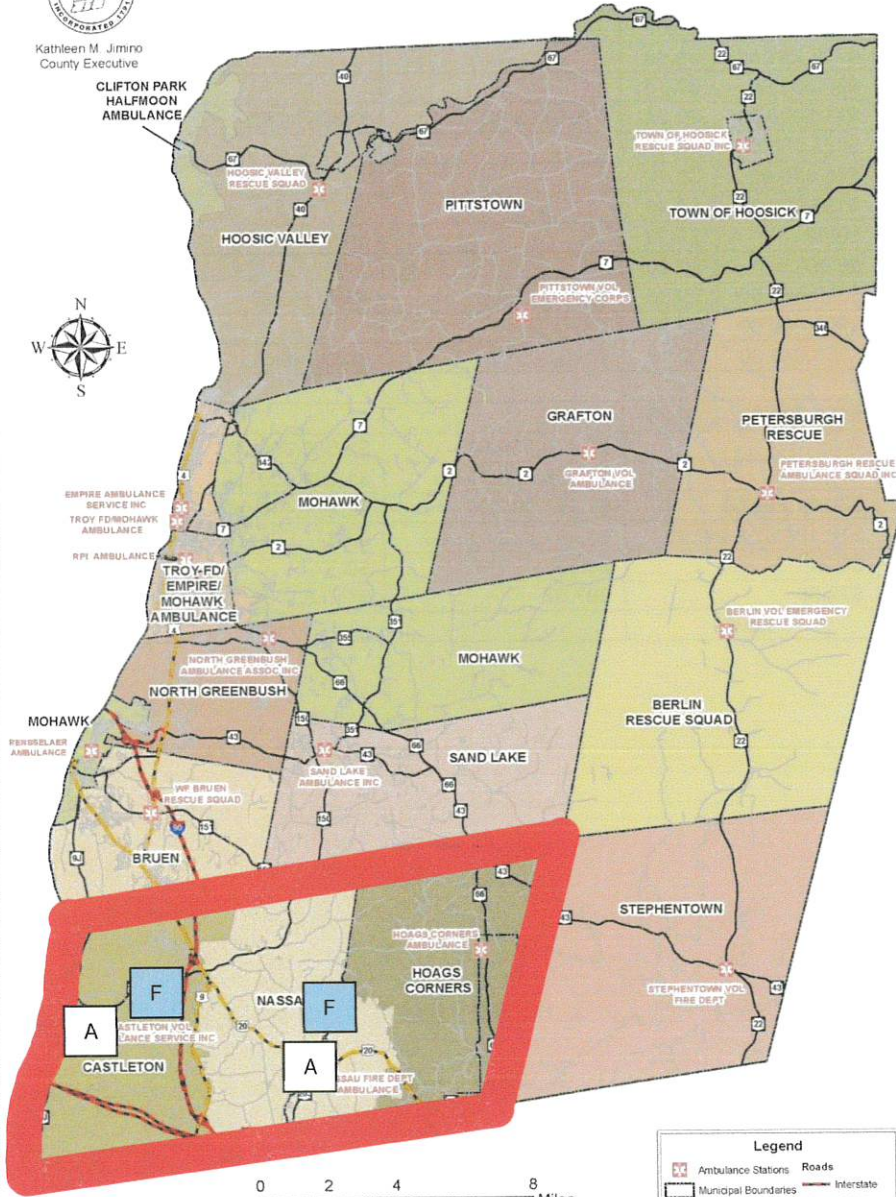
of Calls: 2908

Municipality	Current (Per \$1000)		Low Estimate	Middle Estimate	High Estimate
Berlin	\$60,000.00	\$0.28			
Brunswick	\$0.00	\$0.00			
East Greenbush	\$712,281.00	\$0.32			
Grafton	\$30,500.00	\$0.10			
Nassau	\$119,000.00	\$0.24	\$164,453.32	\$186,450.82	\$208,448.32
North Greenbush	\$465,088.00	\$0.28			
Petersburgh	\$18,000.00	\$0.12			
Pittstown	\$197,500.00	\$0.34			
Poestenkill	\$0.00	\$0.00			
City of Rensselaer	\$0.00	\$0.00			
Sand Lake	\$389,455.00	\$0.35	\$357,350.92	\$405,150.67	\$452,950.42
Schaghticoke	\$694,400.00	\$0.71			
Schodack	\$353,649.00	\$0.19	\$599,595.76	\$679,798.51	\$760,001.26
Stephentown	?	?			
Town of Hoosick	\$151,326.00	\$0.28			
Total Cost	?		\$2,430,000.00	\$2,580,000.00	\$2,730,000.00
Total Billing Revenue	?		\$1,308,600.00	\$1,308,600.00	\$1,308,600.00
Net Cost	\$3,191,199.00		\$1,121,400.00	\$1,271,400.00	\$1,421,400.00
Total Market Value	\$13,194,674,448.00		\$3,447,880,011.00	\$3,447,880,011.00	\$3,447,880,011.00
Cost/\$1000 Market Value	\$0.24		\$0.33	\$0.37	\$0.41
Cost/\$300K House	\$72.56		\$97.57	\$110.62	\$123.68
Reliability		Low		High	

Rensselaer County Ambulance Districts



Kathleen M. Jimmo
County Executive



Legend	
	Roads
	Interstate
	US Highway
	State
	Local



Map Produced by the Rensselaer County Bureau of Research and Information Services.

Plan 15

ALS Ambulances: 2

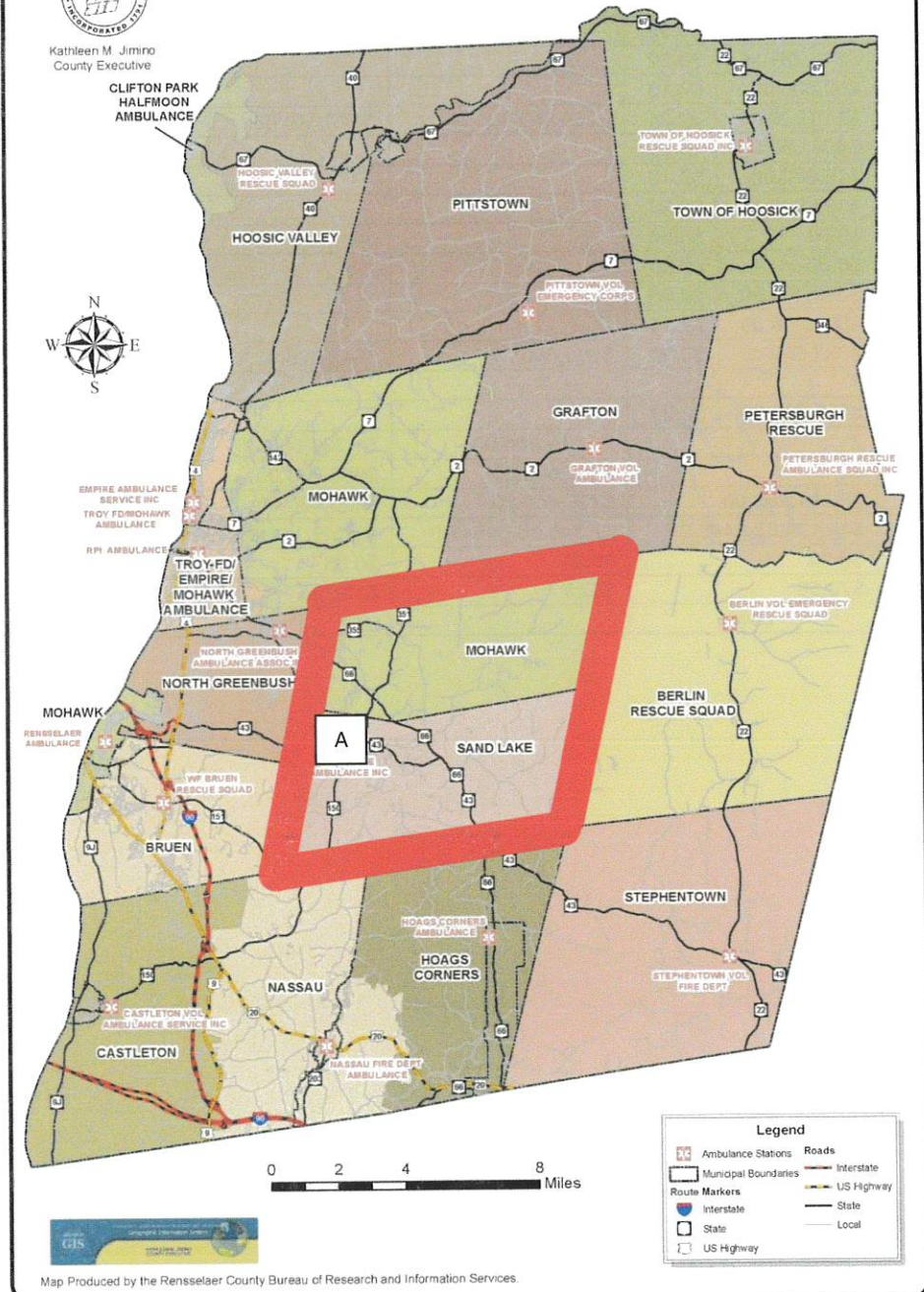
of Calls: 2008

Municipality	Current (Per \$1000)		Low Estimate	Middle Estimate	High Estimate
Berlin	\$60,000.00	\$0.28			
Brunswick	\$0.00	\$0.00			
East Greenbush	\$712,281.00	\$0.32			
Grafton	\$30,500.00	\$0.10			
Nassau	\$119,000.00	\$0.24	\$156,349.76	\$177,873.68	\$199,397.60
North Greenbush	\$465,088.00	\$0.28			
Petersburgh	\$18,000.00	\$0.12			
Pittstown	\$197,500.00	\$0.34			
Poestenkill	\$0.00	\$0.00			
City of Rensselaer	\$0.00	\$0.00			
Sand Lake	\$389,455.00	\$0.35			
Schaghticoke	\$694,400.00	\$0.71			
Schodack	\$353,649.00	\$0.19	\$570,050.24	\$648,526.32	\$727,002.40
Stephentown	?	?			
Town of Hoosick	\$151,326.00	\$0.28			
Total Cost	?		\$1,630,000.00	\$1,730,000.00	\$1,830,000.00
Total Billing Revenue	?		\$903,600.00	\$903,600.00	\$903,600.00
Net Cost	\$3,191,199.00		\$726,400.00	\$826,400.00	\$926,400.00
Total Market Value	\$13,194,674,448.00		\$2,349,161,354.00	\$2,349,161,354.00	\$2,349,161,354.00
Cost/\$1000 Market Value	\$0.24		\$0.31	\$0.35	\$0.39
Cost/\$300K House	\$72.56		\$92.77	\$105.54	\$118.31
Reliability	Low		High		

Rensselaer County Ambulance Districts



Kathleen M. Jimino
County Executive



Legend	
	Ambulance Stations
	Municipal Boundaries
	Route Markers
	Interstate
	State
	US Highway
	Interstate
	US Highway
	Roads
	Interstate
	US Highway
	State
	Local



Map Produced by the Rensselaer County Bureau of Research and Information Services.

Plan 16

ALS Ambulances: 1

of Calls: 1174

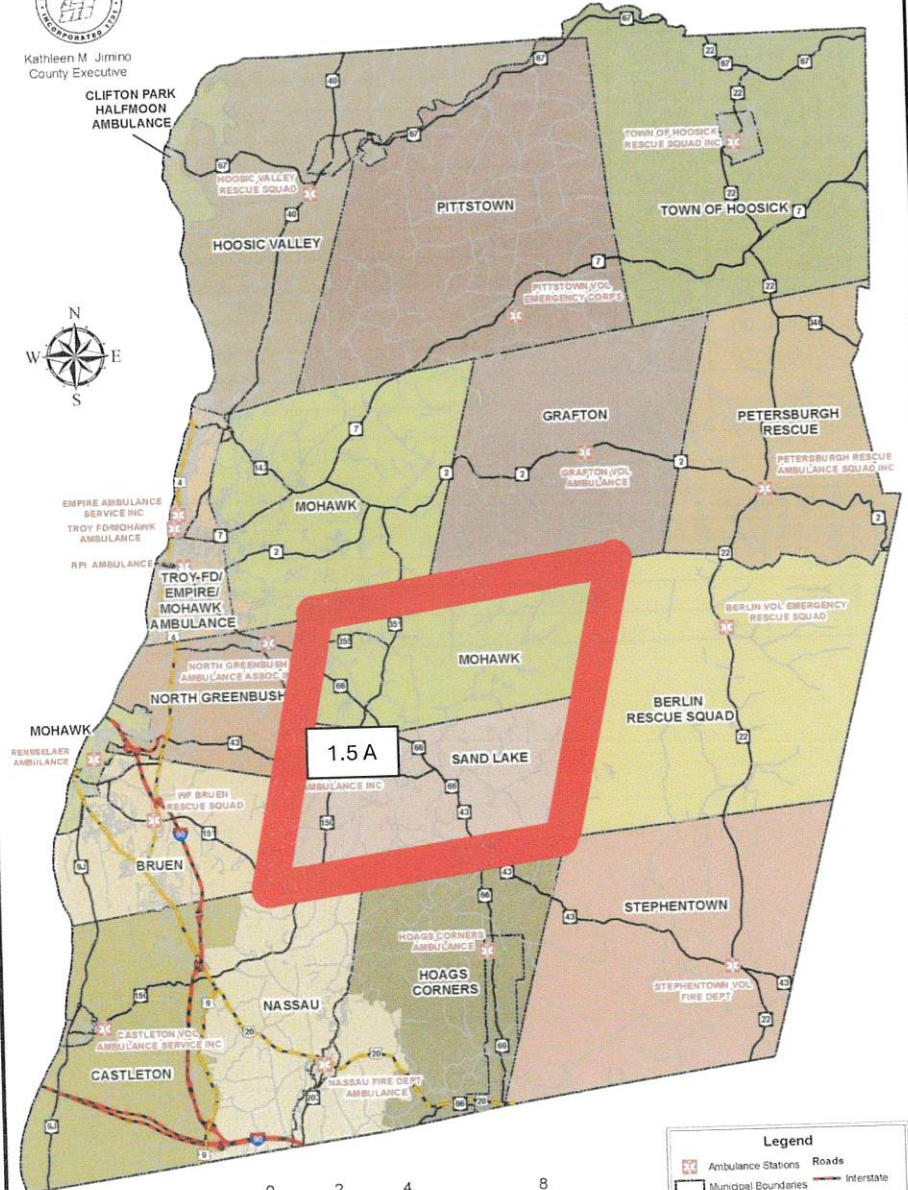
Municipality	Current (Per \$1000)		Low Estimate	Middle Estimate	High Estimate
Berlin	\$60,000.00	\$0.28			
Brunswick	\$0.00	\$0.00			
East Greenbush	\$712,281.00	\$0.32			
Grafton	\$30,500.00	\$0.10			
Nassau	\$119,000.00	\$0.24			
North Greenbush	\$465,088.00	\$0.28			
Petersburgh	\$18,000.00	\$0.12			
Pittstown	\$197,500.00	\$0.34			
Poestenkill	\$0.00	\$0.00	\$87,666.77	\$103,799.77	\$119,932.78
City of Rensselaer	\$0.00	\$0.00			
Sand Lake	\$389,455.00	\$0.35	\$184,033.23	\$217,900.23	\$251,767.22
Schaghticoke	\$694,400.00	\$0.71			
Schodack	\$353,649.00	\$0.19			
Stephentown	?	?			
Town of Hoosick	\$151,326.00	\$0.28			
Total Cost	?		\$800,000.00	\$850,000.00	\$900,000.00
Total Billing Revenue	?		\$528,300.00	\$528,300.00	\$528,300.00
Net Cost	\$3,191,199.00		\$271,700.00	\$321,700.00	\$371,700.00
Total Market Value	\$13,194,674,448.00		\$1,622,108,420.00	\$1,622,108,420.00	\$1,622,108,420.00
Cost/\$1000 Market Value	\$0.24		\$0.17	\$0.20	\$0.23
Cost/\$300K House	\$72.56		\$50.25	\$59.50	\$68.74
Reliability	Low		Moderate		

Rensselaer County Ambulance Districts



Kathleen M. Jimino
County Executive

CLIFTON PARK
HALFMOON
AMBULANCE



Legend	
	Ambulance Stations
	Municipal Boundaries
	Route Markers
	Interstate
	State
	US Highway
	Roads
	Interstate
	US Highway
	State
	Local



Map Produced by the Rensselaer County Bureau of Research and Information Services

Plan 16A

ALS Ambulances: 1.5

of Calls: 1174

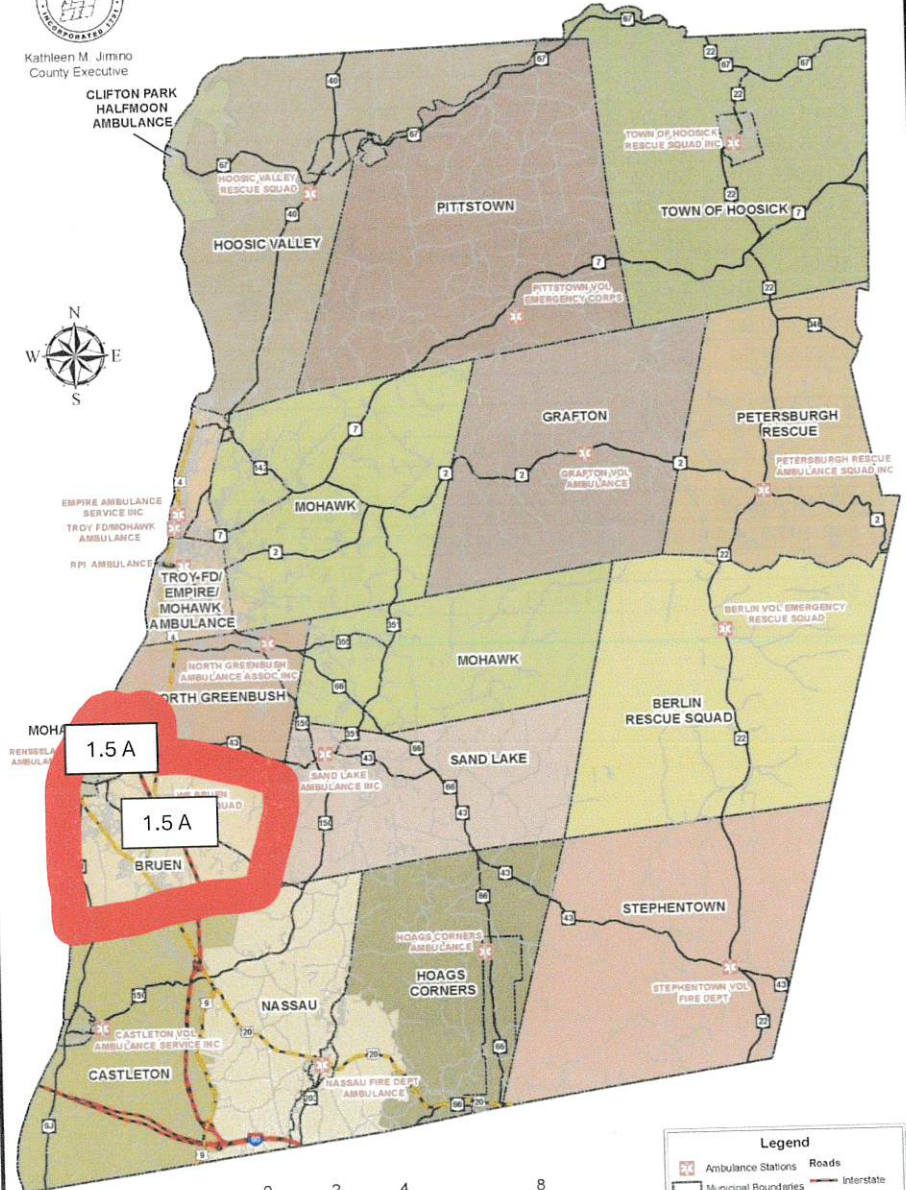
Municipality	Current (Per \$1000)		Low Estimate	Middle Estimate	High Estimate
Berlin	\$60,000.00	\$0.28			
Brunswick	\$0.00	\$0.00			
East Greenbush	\$712,281.00	\$0.32			
Grafton	\$30,500.00	\$0.10			
Nassau	\$119,000.00	\$0.24			
North Greenbush	\$465,088.00	\$0.28			
Petersburgh	\$18,000.00	\$0.12			
Pittstown	\$197,500.00	\$0.34			
Poestenkill	\$0.00	\$0.00	\$216,730.83	\$240,930.34	\$265,129.85
City of Rensselaer	\$0.00	\$0.00			
Sand Lake	\$389,455.00	\$0.35	\$454,969.17	\$505,769.66	\$556,570.15
Schaghticoke	\$694,400.00	\$0.71			
Schodack	\$353,649.00	\$0.19			
Stephentown	?	?			
Town of Hoosick	\$151,326.00	\$0.28			
Total Cost	?		\$1,200,000.00	\$1,275,000.00	\$1,350,000.00
Total Billing Revenue	?		\$528,300.00	\$528,300.00	\$528,300.00
Net Cost	\$3,191,199.00		\$671,700.00	\$746,700.00	\$821,700.00
Total Market Value	\$13,194,674,448.00		\$1,622,108,420.00	\$1,622,108,420.00	\$1,622,108,420.00
Cost/\$1000 Market Value	\$0.24		\$0.41	\$0.46	\$0.51
Cost/\$300K House	\$72.56		\$124.23	\$138.10	\$151.97
Reliability	Low		High		

Rensselaer County Ambulance Districts



Kathleen M. Jimino
County Executive

CLIFTON PARK
HALFMOON
AMBULANCE



1.5 A

1.5 A



Legend	
	Ambulance Stations
	Municipal Boundaries
	Route Markers
	State
	US Highway
	Interstate
	US Highway
	State
	Local



Map Produced by the Rensselaer County Bureau of Research and Information Services

Plan 17

ALS Ambulances: 3

of Calls: 4236

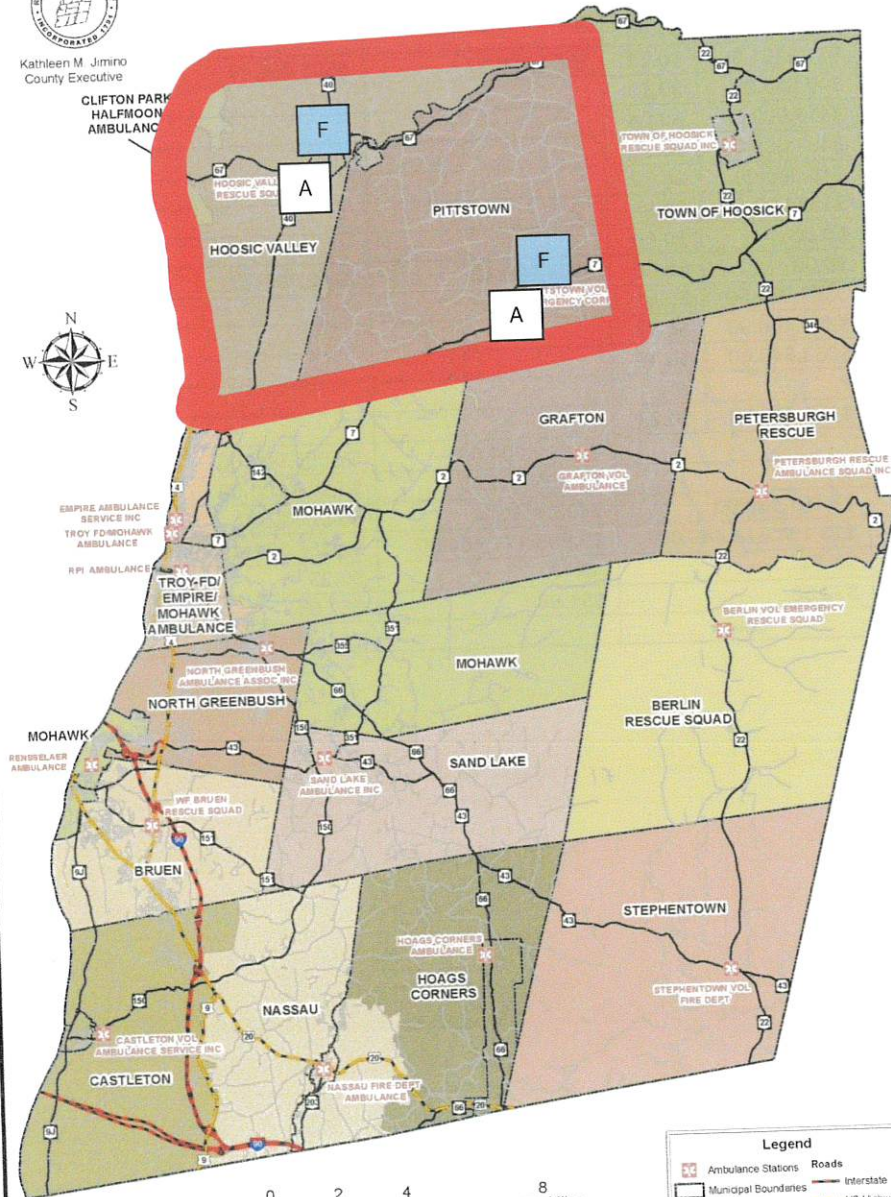
Municipality	Current (Per \$1000)		Low Estimate	Middle Estimate	High Estimate
Berlin	\$60,000.00	\$0.28			
Brunswick	\$0.00	\$0.00			
East Greenbush	\$712,281.00	\$0.32	\$384,800.57	\$501,690.17	\$618,579.77
Grafton	\$30,500.00	\$0.10			
Nassau	\$119,000.00	\$0.24			
North Greenbush	\$465,088.00	\$0.28			
Petersburgh	\$18,000.00	\$0.12			
Pittstown	\$197,500.00	\$0.34			
Poestenkill	\$0.00	\$0.00			
City of Rensselaer	\$0.00	\$0.00	\$108,999.43	\$142,109.83	\$175,220.23
Sand Lake	\$389,455.00	\$0.35			
Schaghticoke	\$694,400.00	\$0.71			
Schodack	\$353,649.00	\$0.19			
Stephentown	?	?			
Town of Hoosick	\$151,326.00	\$0.28			
Total Cost	?		\$2,400,000.00	\$2,550,000.00	\$2,700,000.00
Total Billing Revenue	?		\$1,906,200.00	\$1,906,200.00	\$1,906,200.00
Net Cost	\$3,191,199.00		\$493,800.00	\$643,800.00	\$793,800.00
Total Market Value	\$13,194,674,448.00		\$2,855,171,404.00	\$2,855,171,404.00	\$2,855,171,404.00
Cost/\$1000 Market Value	\$0.24		\$0.17	\$0.23	\$0.28
Cost/\$300K House	\$72.56		\$51.88	\$67.65	\$83.41
Reliability	Low		Moderate		

Rensselaer County Ambulance Districts



Kathleen M. Jimino
County Executive

CLIFTON PARK
HALFMOON
AMBULANCE



Legend	
	Ambulance Stations
	Municipal Boundaries
	Interstate
	State
	US Highway
	Interstate
	State
	US Highway
	Local



Map Produced by the Rensselaer County Bureau of Research and Information Services

Plan 18

ALS Ambulances: 2

of Calls: 1351

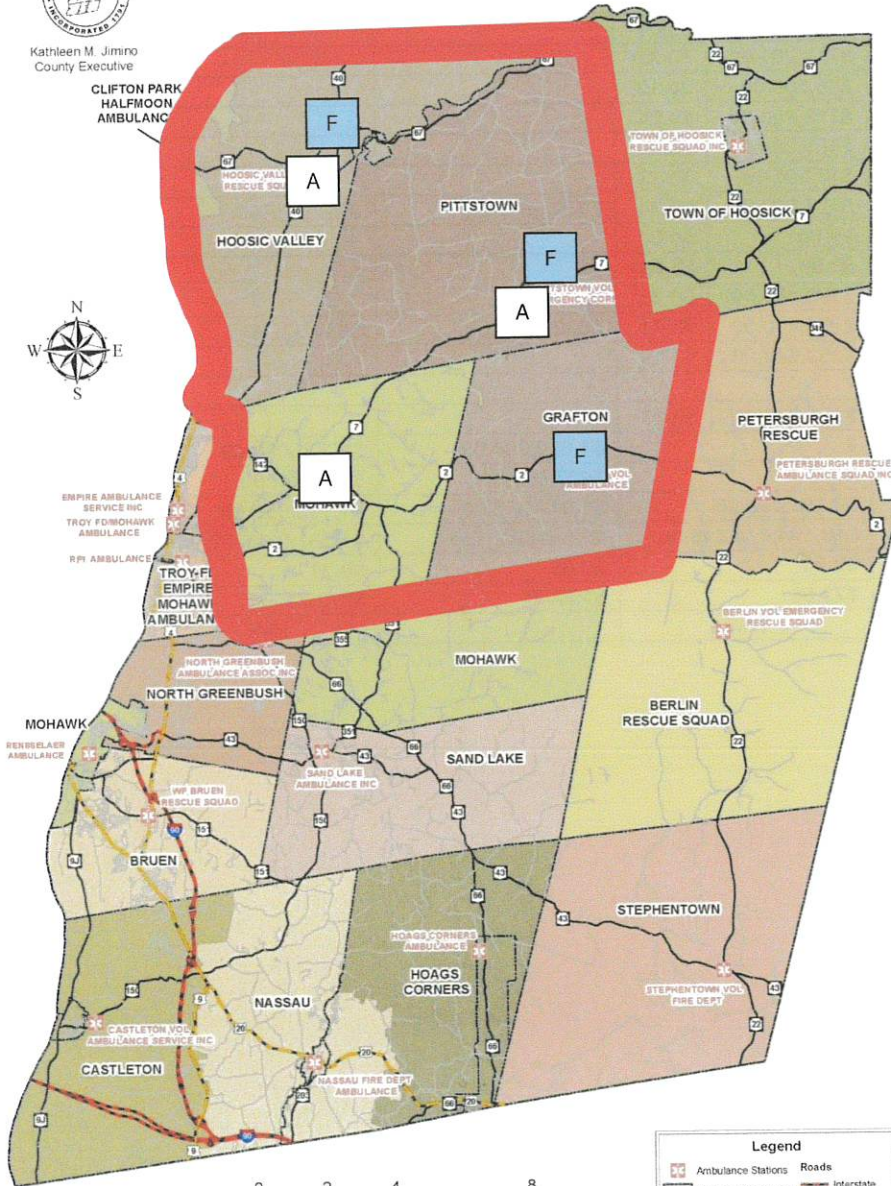
Municipality	Current (Per \$1000)		Low Estimate	Middle Estimate	High Estimate
Berlin	\$60,000.00	\$0.28			
Brunswick	\$0.00	\$0.00			
East Greenbush	\$712,281.00	\$0.32			
Grafton	\$30,500.00	\$0.10			
Nassau	\$119,000.00	\$0.24			
North Greenbush	\$465,088.00	\$0.28			
Petersburgh	\$18,000.00	\$0.12			
Pittstown	\$197,500.00	\$0.34	\$379,981.35	\$417,527.06	\$455,072.76
Poestenkill	\$0.00	\$0.00			
City of Rensselaer	\$0.00	\$0.00			
Sand Lake	\$389,455.00	\$0.35			
Schaghticoke	\$694,400.00	\$0.71	\$632,068.65	\$694,522.94	\$756,977.24
Schodack	\$353,649.00	\$0.19			
Stephentown	?	?			
Town of Hoosick	\$151,326.00	\$0.28			
Total Cost	?		\$1,620,000.00	\$1,720,000.00	\$1,820,000.00
Total Billing Revenue	?		\$607,950.00	\$607,950.00	\$607,950.00
Net Cost	\$3,191,199.00		\$1,012,050.00	\$1,112,050.00	\$1,212,050.00
Total Market Value	\$13,194,674,448.00		\$1,561,082,750	\$1,561,082,750.00	\$1,561,082,750
Cost/\$1000 Market Value	\$0.24		\$0.65	\$0.71	\$0.78
Cost/\$300K House	\$72.56		\$194.49	\$213.71	\$232.92
Reliability	Low		High		

Rensselaer County Ambulance Districts



Kathleen M. Jimino
County Executive

CLIFTON PARK
HALFMOON
AMBULANCE



Map Produced by the Rensselaer County Bureau of Research and Information Services.

Legend	
	Ambulance Stations
	Municipal Boundaries
	Route Markers
	Interstate
	State
	US Highway
	Roads
	Interstate
	US Highway
	State
	Local

Plan 19

ALS Ambulances: 3

of Calls: 2756


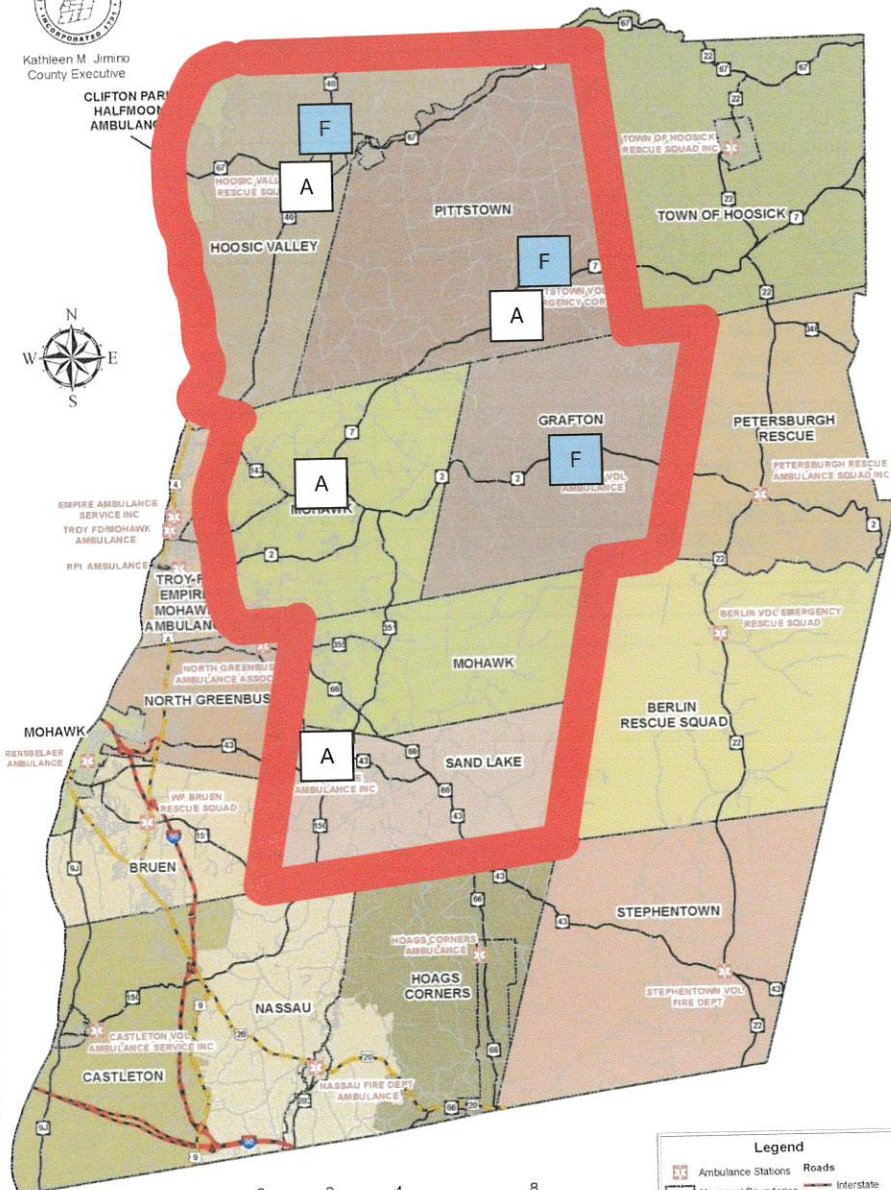
Municipality	Current (Per \$1000)		Low Estimate	Middle Estimate	High Estimate
Berlin	\$60,000.00	\$0.28			
Brunswick	\$0.00	\$0.00	\$544,811.85	\$613,497.16	\$682,182.46
East Greenbush	\$712,281.00	\$0.32			
Grafton	\$30,500.00	\$0.10	\$106,396.76	\$119,810.38	\$133,223.99
Nassau	\$119,000.00	\$0.24			
North Greenbush	\$465,088.00	\$0.28			
Petersburgh	\$18,000.00	\$0.12			
Pittstown	\$197,500.00	\$0.34	\$202,217.95	\$227,711.90	\$253,205.84
Poestenkill	\$0.00	\$0.00			
City of Rensselaer	\$0.00	\$0.00			
Sand Lake	\$389,455.00	\$0.35			
Schaghticoke	\$694,400.00	\$0.71	\$336,373.43	\$378,780.57	\$421,187.71
Schodack	\$353,649.00	\$0.19			
Stephentown	?	?			
Town of Hoosick	\$151,326.00	\$0.28			
Total Cost	?		\$2,430,000.00	\$2,580,000.00	\$2,730,000.00
Total Billing Revenue	?		\$1,240,200.00	\$1,240,200.00	\$1,240,200.00
Net Cost	\$3,191,199.00		\$1,189,800.00	\$1,339,800.00	\$1,489,800.00
Total Market Value	\$13,194,674,448.00		\$3,448,581,451	\$3,448,581,451.00	\$3,448,581,451
Cost/\$100K Market Value	\$0.24		\$0.35	\$0.39	\$0.43
Cost/\$300K House	\$72.56		\$103.50	\$116.55	\$129.60
Reliability		Low		High	

Rensselaer County Ambulance Districts



Kathleen M. Jimino
County Executive

CLIFTON PARK
HALFMOON
AMBULANCE



Legend	
	Ambulance Stations
	Municipal Boundaries
	Route Markers
	Interstate
	State
	Local
	US Highway
	Roads
	Interstate
	US Highway
	State
	Local



Map Produced by the Rensselaer County Bureau of Research and Information Services

Plan 20

ALS Ambulances: 3

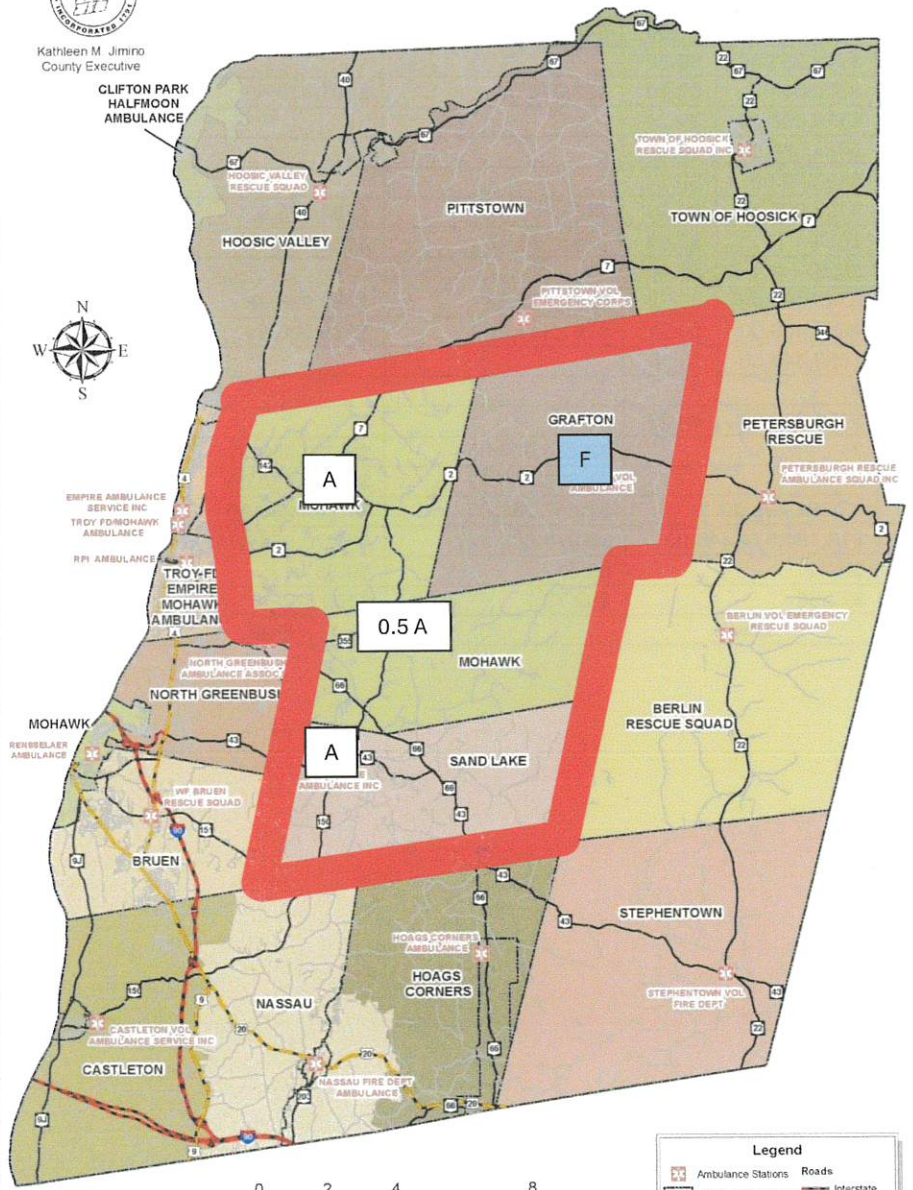
of Calls: 3695

Municipality	Current (Per \$1000)		Low Estimate	Middle Estimate	High Estimate
Berlin	\$60,000.00	\$0.28			
Brunswick	\$0.00	\$0.00	\$488,072.46	\$550,356.39	\$612,640.32
East Greenbush	\$712,281.00	\$0.32			
Grafton	\$30,500.00	\$0.10	\$95,316.08	\$107,479.56	\$119,643.04
Nassau	\$119,000.00	\$0.24			
North Greenbush	\$465,088.00	\$0.28			
Petersburgh	\$18,000.00	\$0.12			
Pittstown	\$197,500.00	\$0.34	\$181,157.98	\$204,275.92	\$227,393.86
Poestenkill	\$0.00	\$0.00	\$161,769.43	\$182,413.16	\$203,056.89
City of Rensselaer	\$0.00	\$0.00			
Sand Lake	\$389,455.00	\$0.35	\$339,592.22	\$382,928.28	\$426,264.34
Schaghticoke	\$694,400.00	\$0.71	\$301,341.84	\$339,796.69	\$378,251.55
Schodack	\$353,649.00	\$0.19			
Stephentown	?	?			
Town of Hoosick	\$151,326.00	\$0.28			
Total Cost	?		\$3,230,000.00	\$3,430,000.00	\$3,630,000.00
Total Billing Revenue	?		\$1,662,750.00	\$1,662,750.00	\$1,662,750.00
Net Cost	\$3,191,199.00		\$1,567,250.00	\$1,767,250.00	\$1,967,250.00
Total Market Value	\$13,194,674,448.00		\$5,070,689,871	\$5,070,689,871.00	\$5,070,689,871
Cost/\$1000 Market Value	\$0.24		\$0.31	\$0.35	\$0.39
Cost/\$300K House	\$72.56		\$92.72	\$104.56	\$3,630,000.00
Reliability	Low		High		

Rensselaer County Ambulance Districts



Kathleen M. Jimiro
County Executive



Map Produced by the Rensselaer County Bureau of Research and Information Services

Legend	
	Ambulance Stations
	Municipal Boundaries
	Route Markers
	Interstate
	State
	US Highway
	Interstate
	US Highway
	State
	Local

Plan 21

ALS Ambulances: 2.5

of Calls: 2344

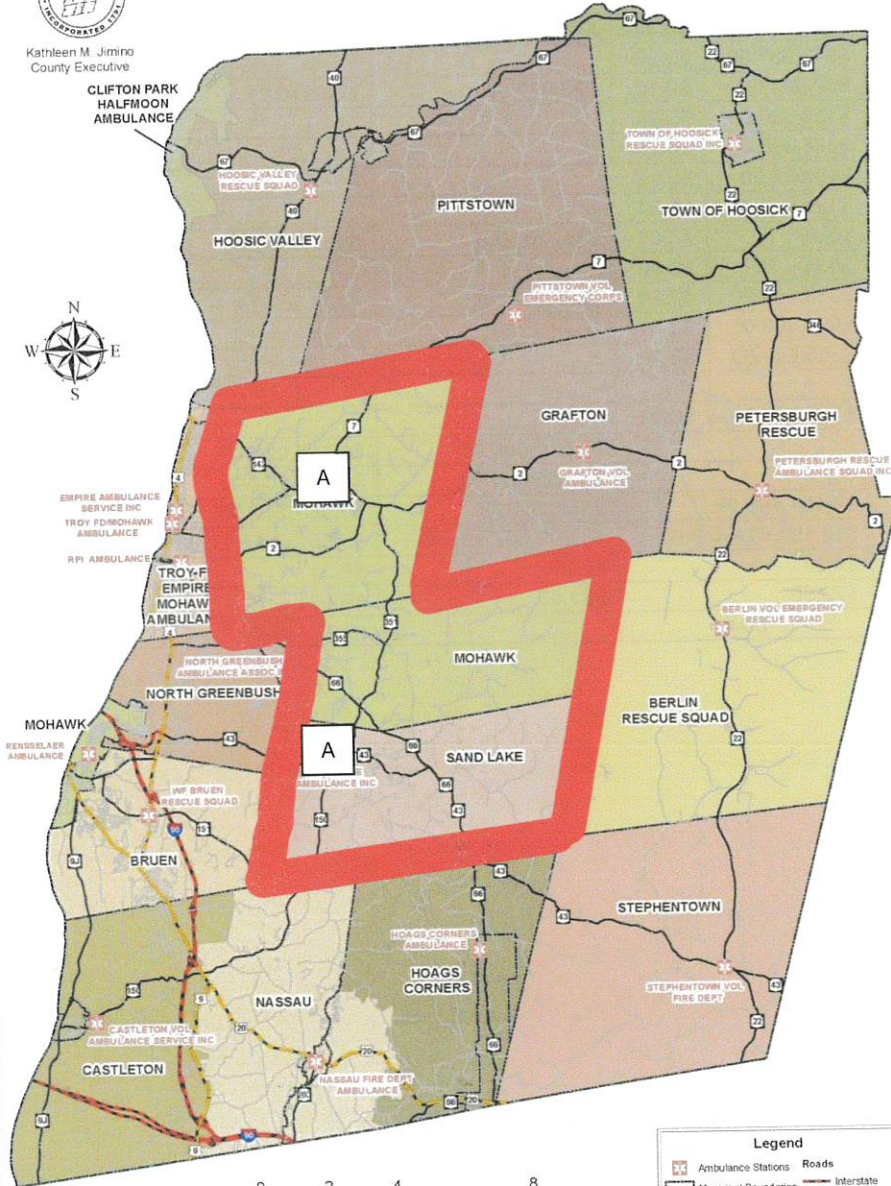
Municipality	Current (Per \$1000)		Low Estimate	Middle Estimate	High Estimate
Berlin	\$60,000.00	\$0.28			
Brunswick	\$0.00	\$0.00	\$429,782.65	\$486,025.15	\$542,267.64
East Greenbush	\$712,281.00	\$0.32			
Grafton	\$30,500.00	\$0.10	\$83,932.62	\$94,916.26	\$105,899.90
Nassau	\$119,000.00	\$0.24			
North Greenbush	\$465,088.00	\$0.28			
Petersburgh	\$18,000.00	\$0.12			
Pittstown	\$197,500.00	\$0.34			
Poestenkill	\$0.00	\$0.00	\$142,449.53	\$161,090.86	\$179,732.18
City of Rensselaer	\$0.00	\$0.00			
Sand Lake	\$389,455.00	\$0.35	\$299,035.20	\$338,167.74	\$377,300.27
Schaghticoke	\$694,400.00	\$0.71			
Schodack	\$353,649.00	\$0.19			
Stephentown	?	?			
Town of Hoosick	\$151,326.00	\$0.28			
Total Cost	?		\$2,010,000.00	\$2,135,000.00	\$2,260,000.00
Total Billing Revenue	?		\$1,054,800.00	\$1,054,800.00	\$1,054,800.00
Net Cost	\$3,191,199.00		\$955,200.00	\$1,080,200.00	\$1,205,200.00
Total Market Value	\$13,194,674,448.00		\$3,509,607,121.00	\$3,509,607,121.00	\$3,509,607,121.00
Cost/\$1000 Market Value	\$0.24		\$0.27	\$0.31	\$0.34
Cost/\$300K House	\$72.56		\$81.65	\$92.34	\$103.02
Reliability		Low		High	

Rensselaer County Ambulance Districts



Kathleen M. Jimino
County Executive

CLIFTON PARK
HALFMOON
AMBULANCE



Legend

	Ambulance Stations		Roads
	Municipal Boundaries		Interstate
	Route Markers		US Highway
	State		State
	US Highway		Local



Map Produced by the Rensselaer County Bureau of Research and Information Services

Plan 22

ALS Ambulances: 2

of Calls: 2164

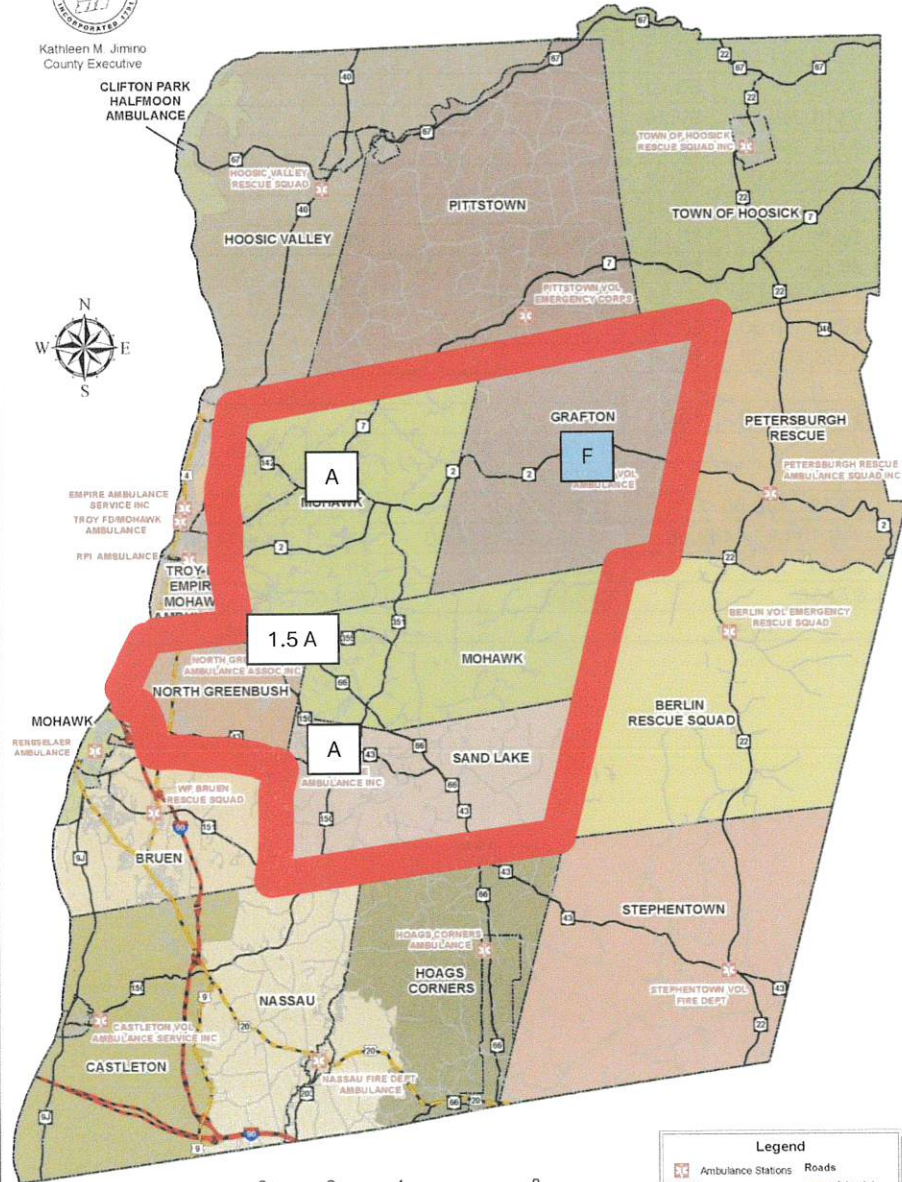
Municipality	Current (Per \$1000)		Low Estimate	Middle Estimate	High Estimate
Berlin	\$60,000.00	\$0.28			
Brunswick	\$0.00	\$0.00	\$308,894.72	\$358,223.17	\$407,551.61
East Greenbush	\$712,281.00	\$0.32			
Grafton	\$30,500.00	\$0.10			
Nassau	\$119,000.00	\$0.24			
North Greenbush	\$465,088.00	\$0.28			
Petersburgh	\$18,000.00	\$0.12			
Pittstown	\$197,500.00	\$0.34			
Poestenkill	\$0.00	\$0.00	\$102,381.77	\$118,731.46	\$135,081.16
City of Rensselaer	\$0.00	\$0.00			
Sand Lake	\$389,455.00	\$0.35	\$214,923.51	\$249,245.37	\$283,567.23
Schaghticoke	\$694,400.00	\$0.71			
Schodack	\$353,649.00	\$0.19			
Stephentown	?	?			
Town of Hoosick	\$151,326.00	\$0.28			
Total Cost	?		\$1,600,000.00	\$1,700,000.00	\$1,800,000.00
Total Billing Revenue	?		\$973,800.00	\$973,800.00	\$973,800.00
Net Cost	\$3,191,199.00		\$626,200.00	\$726,200.00	\$826,200.00
Total Market Value	\$13,194,674,448.00		\$3,201,220,914.00	\$3,201,220,914.00	\$3,201,220,914.00
Cost/\$1000 Market Value	\$0.24		\$0.20	\$0.23	\$0.26
Cost/\$300K House	\$72.56		\$58.68	\$68.06	\$77.43
Reliability	Low		Moderate		

Rensselaer County Ambulance Districts



Kathleen M Jimino
County Executive

CLIFTON PARK
HALFMOON
AMBULANCE



Legend	
	Ambulance Stations
	Municipal Boundaries
	Route Markers
	Interstate
	State
	US Highway
	Interstate
	US Highway
	State
	Local



Map Produced by the Rensselaer County Bureau of Research and Information Services.

Plan 23

ALS Ambulances: 3.5

of Calls: 4110

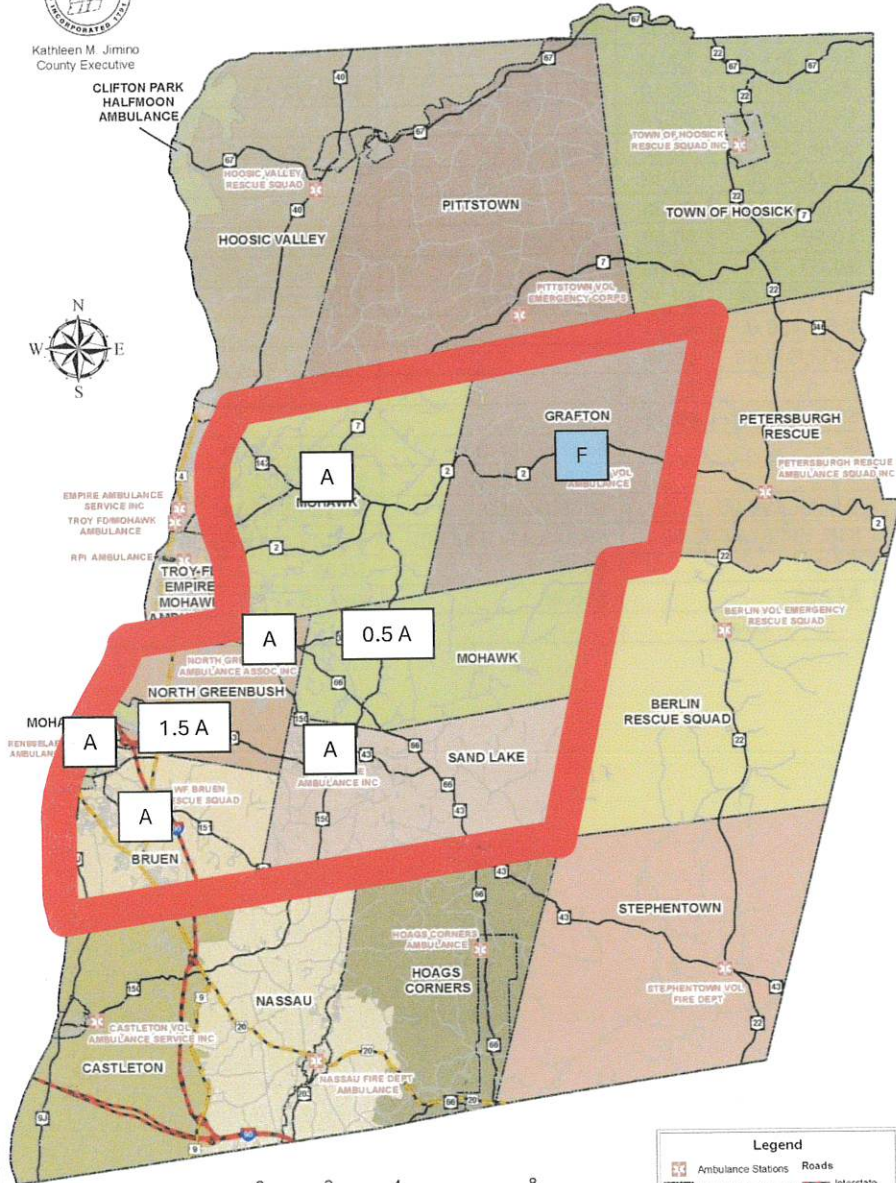
Municipality	Current (Per \$1000)		Low Estimate	Middle Estimate	High Estimate
Berlin	\$60,000.00	\$0.28			
Brunswick	\$0.00	\$0.00	\$294,545.80	\$348,211.09	\$401,876.39
East Greenbush	\$712,281.00	\$0.32			
Grafton	\$30,500.00	\$0.10	\$57,522.10	\$68,002.44	\$78,482.78
Nassau	\$119,000.00	\$0.24			
North Greenbush	\$465,088.00	\$0.28	\$305,866.44	\$361,594.32	\$417,322.20
Petersburgh	\$18,000.00	\$0.12			
Pittstown	\$197,500.00	\$0.34			
Poestenkill	\$0.00	\$0.00	\$97,625.89	\$115,413.01	\$133,200.13
City of Rensselaer	\$0.00	\$0.00			
Sand Lake	\$389,455.00	\$0.35	\$204,939.78	\$242,279.14	\$279,618.51
Schaghticoke	\$694,400.00	\$0.71			
Schodack	\$353,649.00	\$0.19			
Stephentown	?	?			
Town of Hoosick	\$151,326.00	\$0.28			
Total Cost	?		\$2,810,000.00	\$2,985,000.00	\$3,160,000.00
Total Billing Revenue	?		\$1,849,500.00	\$1,849,500.00	\$1,849,500.00
Net Cost	\$3,191,199.00		\$960,500.00	\$1,135,500.00	\$1,310,500.00
Total Market Value	\$13,194,674,448.00		\$5,149,411,589.00	\$5,149,411,589.00	\$5,149,411,589.00
Cost/\$1000 Market Value	\$0.24		\$0.19	\$0.22	\$0.25
Cost/\$300K House	\$72.56		\$55.96	\$66.15	\$76.35
Reliability	Low		High		

Rensselaer County Ambulance Districts



Kathleen M. Jimino
County Executive

CLIFTON PARK
HALFMOON
AMBULANCE



Map Produced by the Rensselaer County Bureau of Research and Information Services

Legend	
Ambulance Stations	Roads
Municipal Boundaries	Interstate
Route Markers	US Highway
Interstate	State
State	Local
US Highway	

Plan 24

ALS Ambulances: 7

of Calls: 8346

Municipality	Current (Per \$1000)		Low Estimate	Middle Estimate	High Estimate
Berlin	\$60,000.00	\$0.28			
Brunswick	\$0.00	\$0.00	\$365,808.97	\$434,855.59	\$503,902.21
East Greenbush	\$712,281.00	\$0.32	\$515,416.23	\$612,701.29	\$709,986.34
Grafton	\$30,500.00	\$0.10	\$71,439.14	\$84,923.31	\$98,407.49
Nassau	\$119,000.00	\$0.24			
North Greenbush	\$465,088.00	\$0.28	\$379,868.56	\$451,568.93	\$523,269.30
Petersburgh	\$18,000.00	\$0.12			
Pittstown	\$197,500.00	\$0.34			
Poestenkill	\$0.00	\$0.00	\$121,245.75	\$144,130.94	\$167,016.13
City of Rensselaer	\$0.00	\$0.00	\$145,997.91	\$173,555.08	\$201,112.25
Sand Lake	\$389,455.00	\$0.35	\$254,523.44	\$302,564.86	\$350,606.28
Schaghticoke	\$694,400.00	\$0.71			
Schodack	\$353,649.00	\$0.19			
Stephentown	?	?			
Town of Hoosick	\$151,326.00	\$0.28	\$365,808.97	\$434,855.59	\$503,902.21
Total Cost	?		\$5,610,000.00	\$5,960,000.00	\$6,310,000.00
Total Billing Revenue	?		\$3,755,700.00	\$3,755,700.00	\$3,755,700.00
Net Cost	\$3,191,199.00		\$1,854,300.00	\$2,204,300.00	\$2,554,300.00
Total Market Value	\$13,194,674,448.00		\$8,004,582,993.00	\$8,004,582,993.00	\$8,004,582,993.00
Cost/\$1000 Market Value	\$0.24		\$0.23	\$0.28	\$0.32
Cost/\$300K House	\$72.56		\$69.50	\$82.61	\$95.73
Reliability	Low		High		

Plan 25

ALS Ambulances: 10.5

of Calls: 11705

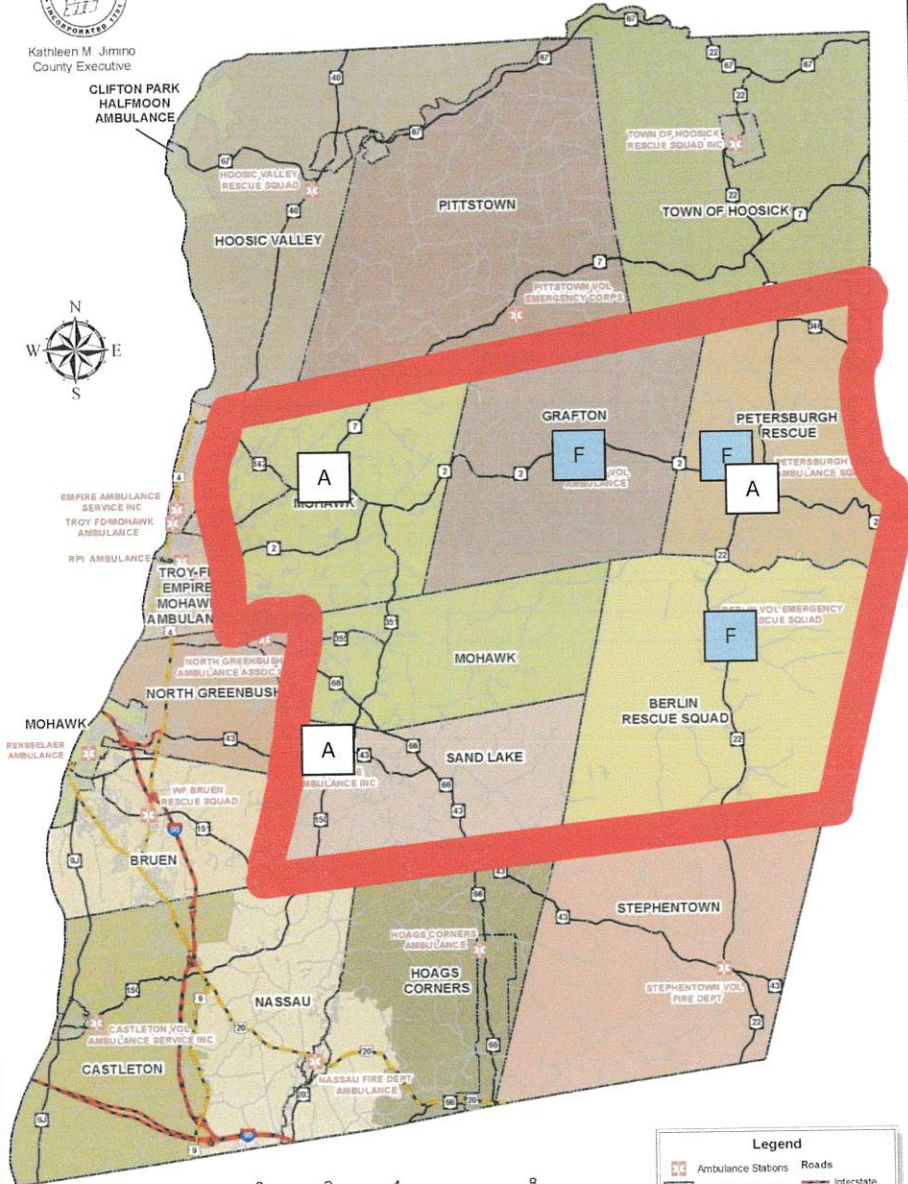
Municipality	Current (Per \$1000)		Low Estimate	Middle Estimate	High Estimate
Berlin	\$60,000.00	\$0.28			
Brunswick	\$0.00	\$0.00	\$423,146.00	\$492,726.03	\$562,306.06
East Greenbush	\$712,281.00	\$0.32	\$596,202.75	\$694,239.37	\$792,276.00
Grafton	\$30,500.00	\$0.10	\$82,636.54	\$96,224.88	\$109,813.22
Nassau	\$119,000.00	\$0.24	\$135,491.30	\$157,770.82	\$180,050.33
North Greenbush	\$465,088.00	\$0.28	\$439,409.29	\$511,663.58	\$583,917.87
Petersburgh	\$18,000.00	\$0.12			
Pittstown	\$197,500.00	\$0.34	\$157,059.21	\$182,885.25	\$208,711.28
Poestenkill	\$0.00	\$0.00	\$140,249.85	\$163,311.84	\$186,373.83
City of Rensselaer	\$0.00	\$0.00	\$168,881.67	\$196,651.73	\$224,421.80
Sand Lake	\$389,455.00	\$0.35	\$294,417.53	\$342,830.09	\$391,242.65
Schaghticoke	\$694,400.00	\$0.71	\$261,255.46	\$304,215.02	\$347,174.57
Schodack	\$353,649.00	\$0.19	\$494,000.41	\$575,231.40	\$656,462.38
Stephentown	?	?			
Town of Hoosick	\$151,326.00	\$0.28	\$423,146.00	\$492,726.03	\$562,306.06
Total Cost	?		\$8,460,000.00	\$8,985,000.00	\$9,510,000.00
Total Billing Revenue	?		\$5,267,250.00	\$5,267,250.00	\$5,267,250.00
Net Cost	\$3,191,199.00		\$3,192,750.00	\$3,717,750.00	\$4,242,750.00
Total Market Value	\$13,194,674,448.00		\$11,914,827,097.00	\$11,914,827,097.00	\$11,914,827,097.00
Cost/\$1000 Market Value	\$0.24		\$0.27	\$0.31	\$0.36
Cost/\$300K House	\$72.56		\$80.39	\$93.61	\$106.83
Reliability		Low		High	

Rensselaer County Ambulance Districts



Kathleen M. Jimino
County Executive

CLIFTON PARK
HALFMOON
AMBULANCE



Legend	
	Ambulance Stations
	Roads
	Municipal Boundaries
	Interstate
	US Highway
	Interstate
	State
	State
	Local
	US Highway



Map Produced by the Rensselaer County Bureau of Research and Information Services

Plan 26

ALS Ambulances: 3

of Calls: 2590

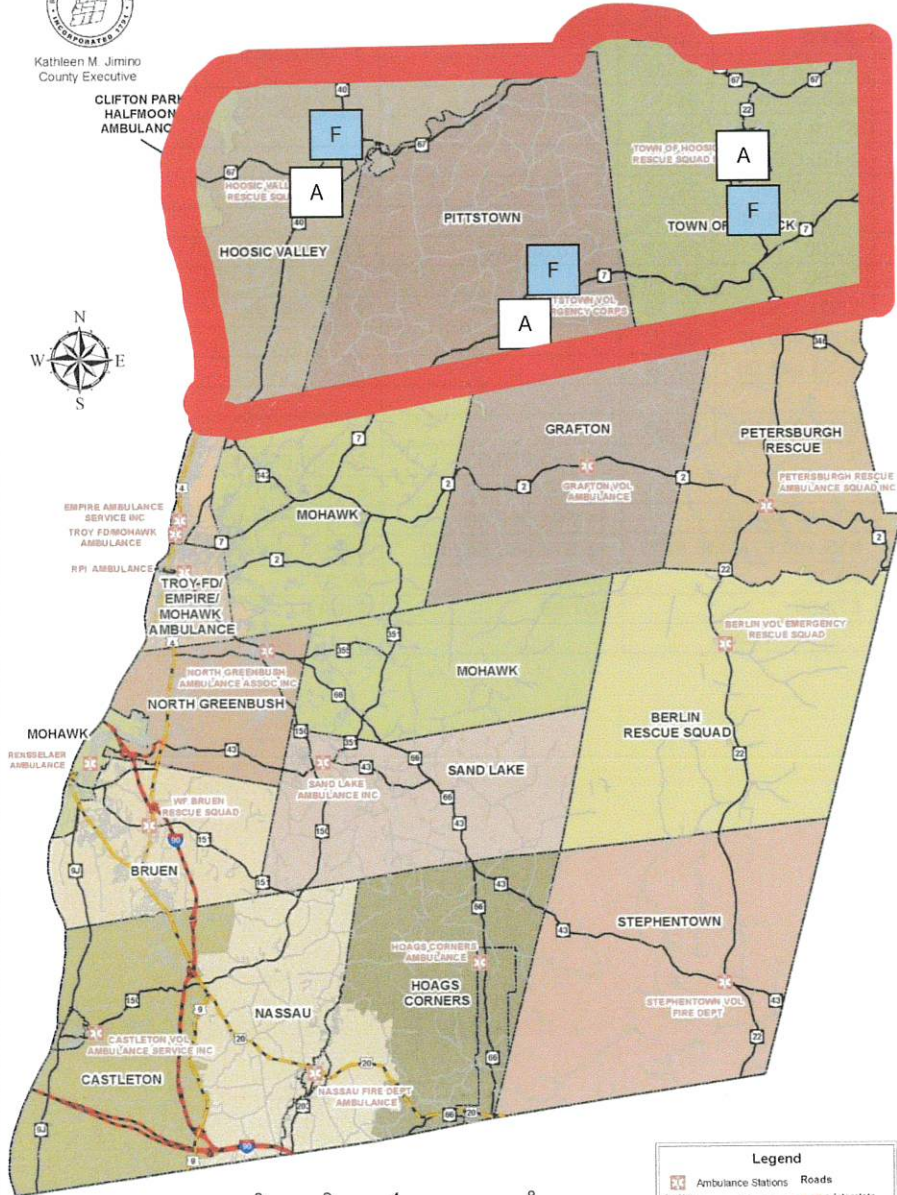
Municipality	Current (Per \$1000)		Low Estimate	Middle Estimate	High Estimate
Berlin	\$60,000.00	\$0.28	\$69,684.72	\$77,951.00	\$86,217.27
Brunswick	\$0.00	\$0.00	\$515,580.83	\$576,741.07	\$637,901.31
East Greenbush	\$712,281.00	\$0.32			
Grafton	\$30,500.00	\$0.10	\$100,688.21	\$112,632.25	\$124,576.28
Nassau	\$119,000.00	\$0.24			
North Greenbush	\$465,088.00	\$0.28			
Petersburgh	\$18,000.00	\$0.12	\$48,927.23	\$54,731.17	\$60,535.11
Pittstown	\$197,500.00	\$0.34			
Poestenkill	\$0.00	\$0.00	\$170,886.96	\$191,158.24	\$211,429.53
City of Rensselaer	\$0.00	\$0.00			
Sand Lake	\$389,455.00	\$0.35	\$358,732.06	\$401,286.28	\$443,840.49
Schaghticoke	\$694,400.00	\$0.71			
Schodack	\$353,649.00	\$0.19			
Stephentown	?	?			
Town of Hoosick	\$151,326.00	\$0.28			
Total Cost	?		\$2,430,000.00	\$2,580,000.00	\$2,730,000.00
Total Billing Revenue	?		\$1,165,500.00	\$1,165,500.00	\$1,165,500.00
Net Cost	\$3,191,199.00		\$1,264,500.00	\$1,414,500.00	\$1,564,500.00
Total Market Value	\$13,194,674,448.00		\$3,872,889,842.00	\$3,872,889,842.00	\$3,872,889,842.00
Cost/\$1000 Market Value	\$0.24		\$0.33	\$0.37	\$0.40
Cost/\$300K House	\$72.56		\$97.95	\$109.57	\$121.19
Reliability	Low		High		

Rensselaer County Ambulance Districts



Kathleen M. Jimino
County Executive

CLIFTON PARK
HALFMOON
AMBULANCE



Legend	
	Ambulance Stations
	Municipal Boundaries
	Interstate
	State
	US Highway
	Interstate
	US Highway
	State
	Local



Map Produced by the Rensselaer County Bureau of Research and Information Services.

Plan 27

ALS Ambulances: 3


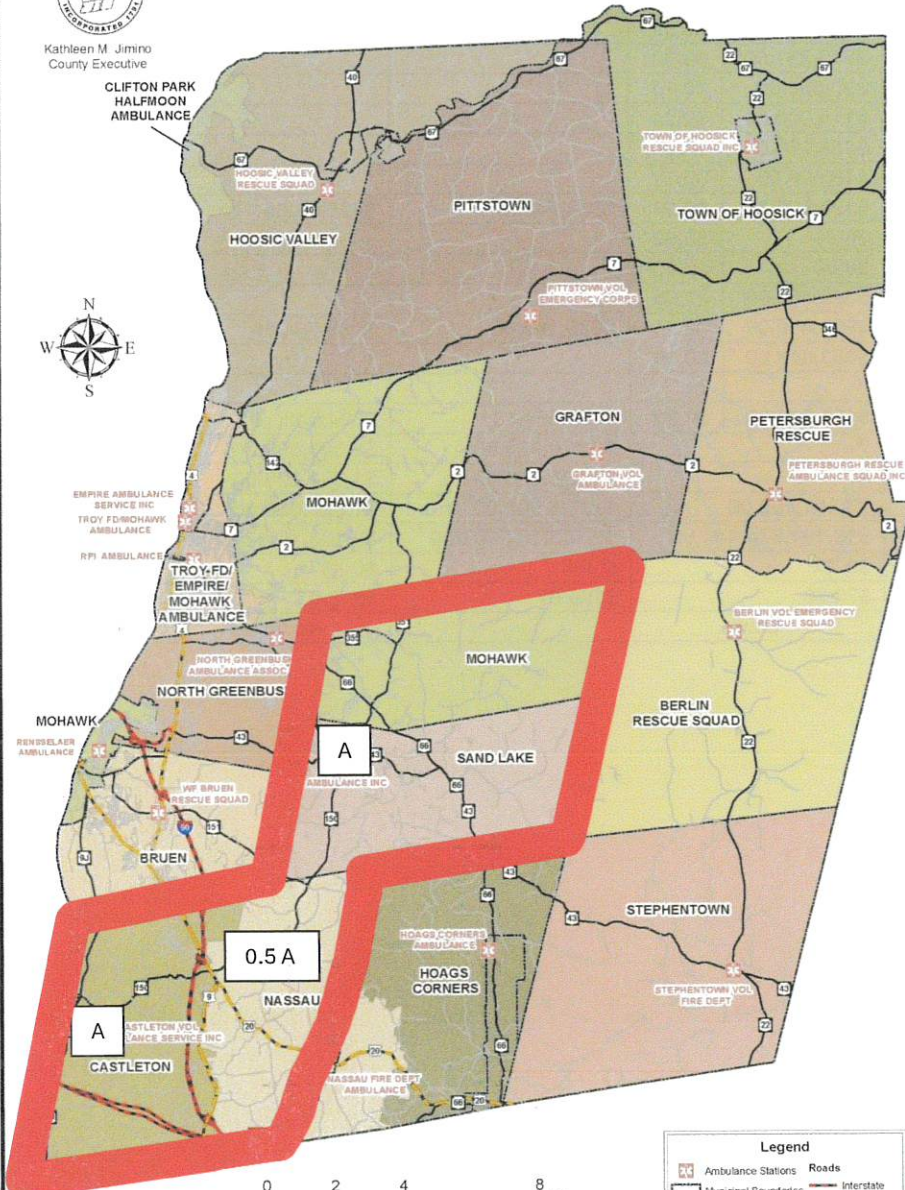
of Calls: 2336

Municipality	Current (Per \$1000)		Low Estimate	Middle Estimate	High Estimate
Berlin	\$60,000.00	\$0.28			
Brunswick	\$0.00	\$0.00			
East Greenbush	\$712,281.00	\$0.32			
Grafton	\$30,500.00	\$0.10			
Nassau	\$119,000.00	\$0.24			
North Greenbush	\$465,088.00	\$0.28			
Petersburgh	\$18,000.00	\$0.12			
Pittstown	\$197,500.00	\$0.34	\$384,249.87	\$426,052.51	\$467,855.15
Poestenkill	\$0.00	\$0.00			
City of Rensselaer	\$0.00	\$0.00			
Sand Lake	\$389,455.00	\$0.35			
Schaghticoke	\$694,400.00	\$0.71	\$639,169.00	\$708,704.36	\$778,239.71
Schodack	\$353,649.00	\$0.19			
Stephentown	?	?			
Town of Hoosick	\$151,326.00	\$0.28	\$355,381.13	\$394,043.13	\$432,705.14
Total Cost	?		\$2,430,000.00	\$2,580,000.00	\$2,730,000.00
Total Billing Revenue	?		\$1,051,200.00	\$1,051,200.00	\$1,051,200.00
Net Cost	\$3,191,199.00		\$1,378,800.00	\$1,528,800.00	\$1,564,500.00
Total Market Value	\$13,194,674,448.00		\$2,103,167,102.00	\$2,103,167,102.00	\$2,103,167,102.00
Cost/\$1000 Market Value	\$0.24		\$0.66	\$0.73	\$0.80
Cost/\$300K House	\$72.56		\$196.67	\$218.07	\$239.47
Reliability	Low		Moderate		

Rensselaer County Ambulance Districts



Kathleen M Jimino
County Executive



Legend	
	Ambulance Stations
	Municipal Boundaries
	Route Markers
	Interstate
	State
	US Highway
	Interstate
	US Highway
	State
	Local



Map Produced by the Rensselaer County Bureau of Research and Information Services.

Plan 28

ALS Ambulances: 2.5

of Calls: 2765


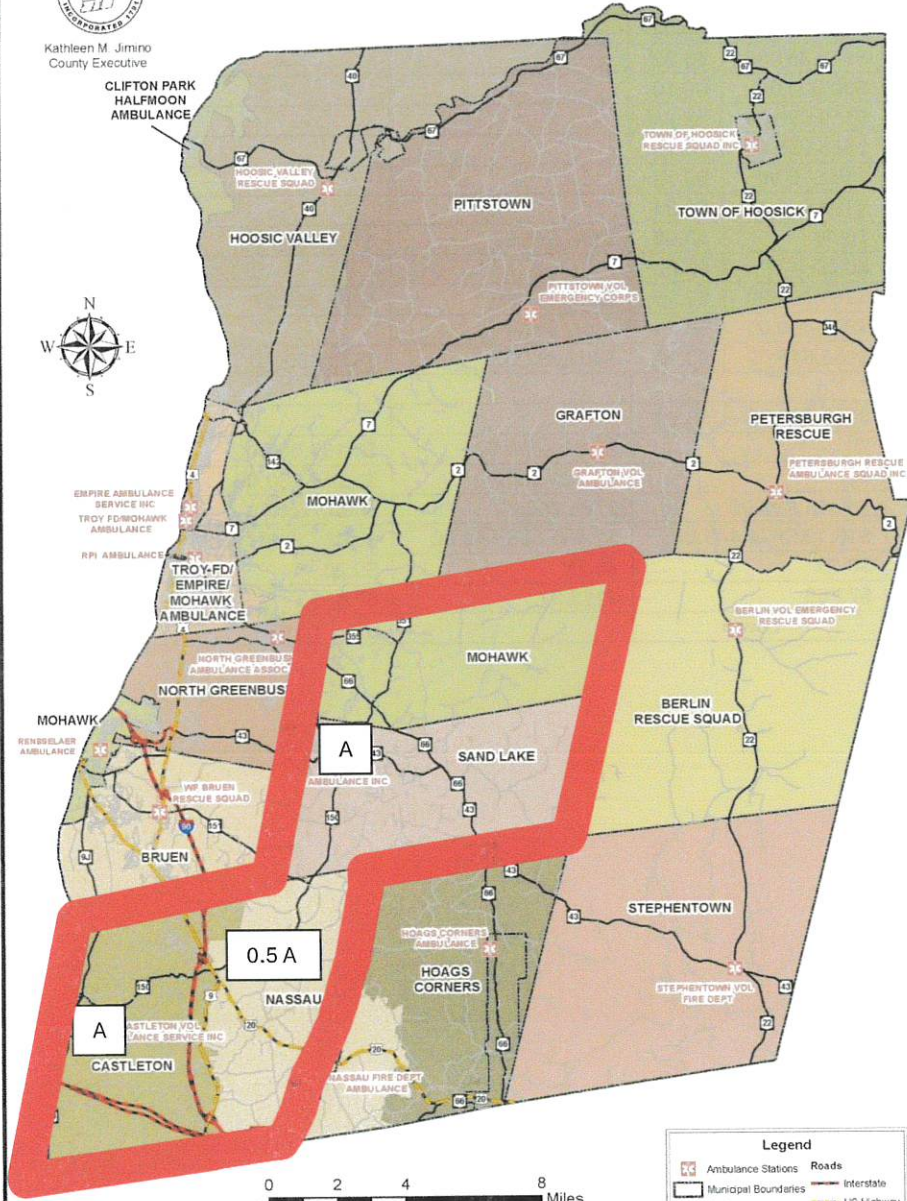
Municipality	Current (Per \$1000)		Low Estimate	Middle Estimate	High Estimate
Berlin	\$60,000.00	\$0.28			
Brunswick	\$0.00	\$0.00			
East Greenbush	\$712,281.00	\$0.32			
Grafton	\$30,500.00	\$0.10			
Nassau	\$119,000.00	\$0.24			
North Greenbush	\$465,088.00	\$0.28			
Petersburgh	\$18,000.00	\$0.12			
Pittstown	\$197,500.00	\$0.34			
Poestenkill	\$0.00	\$0.00	\$115,645.57	\$134,523.40	\$153,401.23
City of Rensselaer	\$0.00	\$0.00			
Sand Lake	\$389,455.00	\$0.35	\$242,767.36	\$282,396.37	\$322,025.39
Schaghticoke	\$694,400.00	\$0.71			
Schodack	\$353,649.00	\$0.19	\$407,337.07	\$473,830.22	\$540,323.38
Stephentown	?	?			
Town of Hoosick	\$151,326.00	\$0.28			
Total Cost	?		\$2,010,000.00	\$2,135,000.00	\$2,260,000.00
Total Billing Revenue	?		\$1,244,250.00	\$1,244,250.00	\$1,244,250.00
Net Cost	\$3,191,199.00		\$765,750.00	\$890,750.00	\$1,015,750.00
Total Market Value	\$13,194,674,448.00		\$3,465,638,142.00	\$3,465,638,142.00	\$3,465,638,142.00
Cost/\$1000 Market Value	\$0.24		\$0.22	\$0.26	\$0.29
Cost/\$300K House	\$72.56		\$113.37	\$77.11	\$144.06
Reliability	Low		High		

Rensselaer County Ambulance Districts



Kathleen M Jimino
County Executive

CLIFTON PARK
HALFMOON
AMBULANCE



Legend	
	Roads
	Interstate
	US Highway
	State
	Local



Map Produced by the Rensselaer County Bureau of Research and Information Services.

Plan 28A

ALS Ambulances: 3

of Calls: 2765

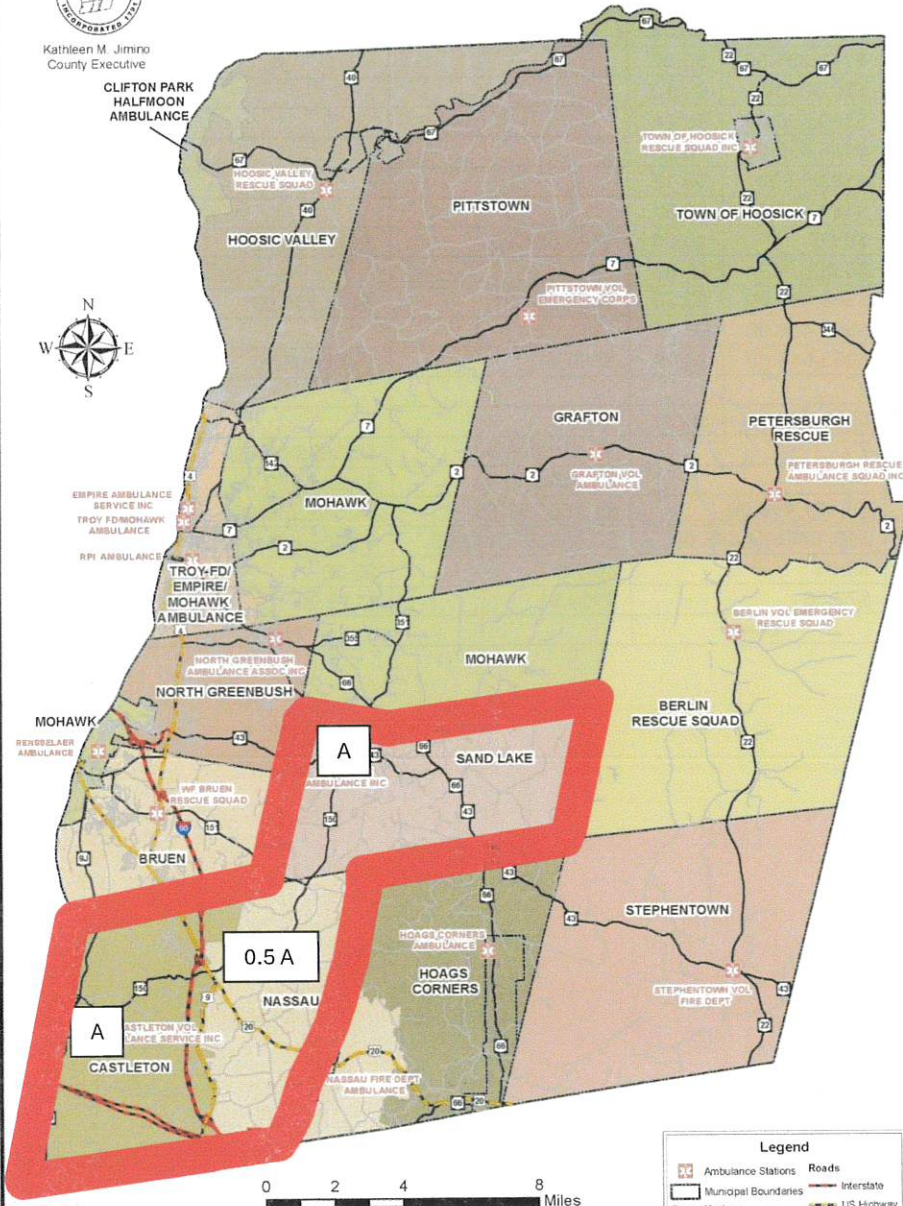
Municipality	Current (Per \$1000)		Low Estimate	Middle Estimate	High Estimate
Berlin	\$60,000.00	\$0.28			
Brunswick	\$0.00	\$0.00			
East Greenbush	\$712,281.00	\$0.32			
Grafton	\$30,500.00	\$0.10			
Nassau	\$119,000.00	\$0.24			
North Greenbush	\$465,088.00	\$0.28			
Petersburgh	\$18,000.00	\$0.12			
Pittstown	\$197,500.00	\$0.34			
Poestenkill	\$0.00	\$0.00	\$176,054.62	\$198,708.02	\$221,361.41
City of Rensselaer	\$0.00	\$0.00			
Sand Lake	\$389,455.00	\$0.35	\$369,580.21	\$417,135.03	\$464,689.85
Schaghticoke	\$694,400.00	\$0.71			
Schodack	\$353,649.00	\$0.19	\$620,115.17	\$699,906.95	\$779,698.74
Stephentown	?	?			
Town of Hoosick	\$151,326.00	\$0.28			
Total Cost	?		\$2,410,000.00	\$2,560,000.00	\$2,710,000.00
Total Billing Revenue	?		\$1,244,250.00	\$1,244,250.00	\$1,244,250.00
Net Cost	\$3,191,199.00		\$1,165,750.00	\$1,315,750.00	\$1,465,750.00
Total Market Value	\$13,194,674,448.00		\$3,465,638,142.00	\$3,465,638,142.00	\$3,465,638,142.00
Cost/\$1000 Market Value	\$0.24		\$0.34	\$0.38	\$0.42
Cost/\$300K House	\$72.56		\$100.91	\$113.90	\$126.88
Reliability	Low		High		

Rensselaer County Ambulance Districts



Kathleen M. Jimino
County Executive

CLIFTON PARK
HALFMOON
AMBULANCE



Legend	
Ambulance Stations	Roads
Municipal Boundaries	Interstate
Route Markers	US Highway
Interstate	State
State	Local
US Highway	



Plan 29

ALS Ambulances: 2.5

of Calls: 2491

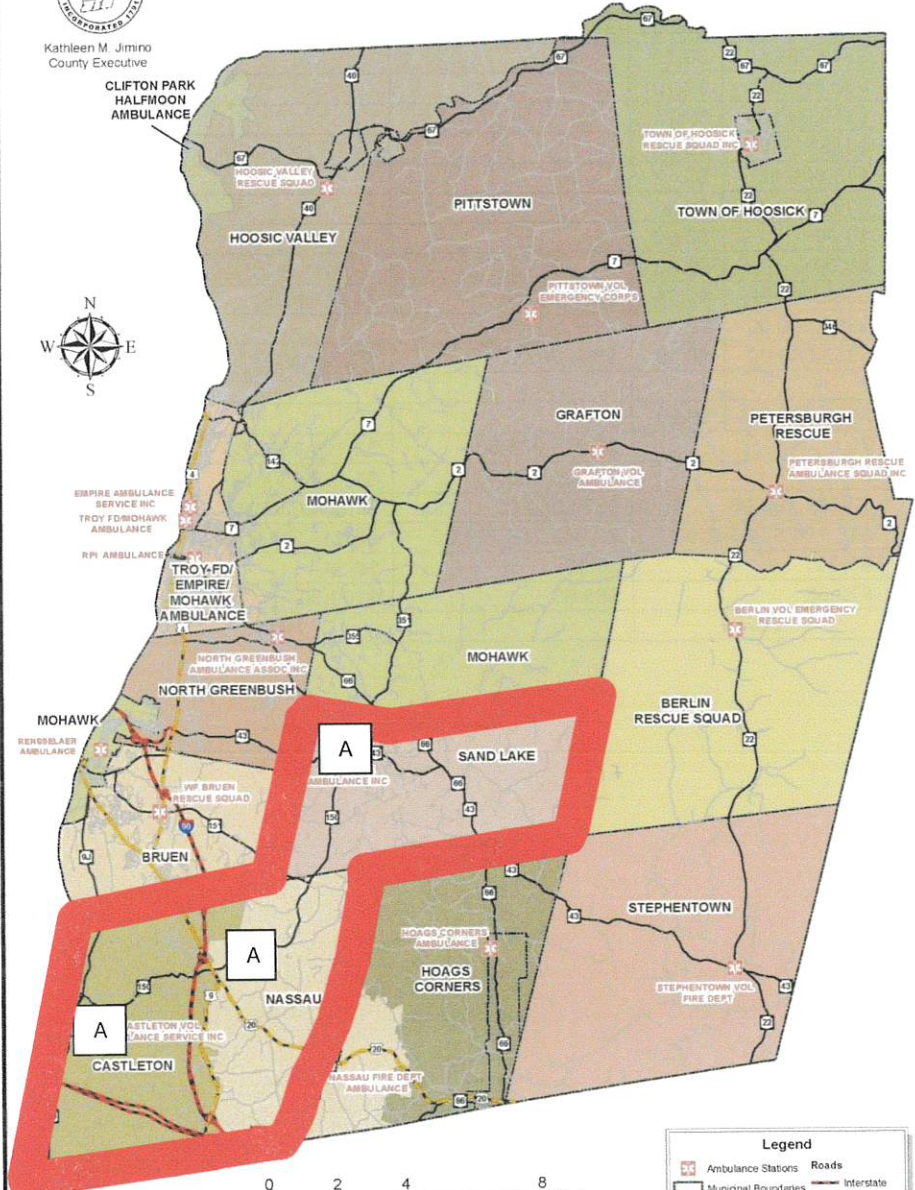
Municipality	Current (Per \$1000)		Low Estimate	Middle Estimate	High Estimate
Berlin	\$60,000.00	\$0.28			
Brunswick	\$0.00	\$0.00			
East Greenbush	\$712,281.00	\$0.32			
Grafton	\$30,500.00	\$0.10			
Nassau	\$119,000.00	\$0.24			
North Greenbush	\$465,088.00	\$0.28			
Petersburgh	\$18,000.00	\$0.12			
Pittstown	\$197,500.00	\$0.34			
Poestenkill	\$0.00	\$0.00			
City of Rensselaer	\$0.00	\$0.00			
Sand Lake	\$389,455.00	\$0.35	\$328,262.10	\$374,940.63	\$421,619.16
Schaghticoke	\$694,400.00	\$0.71			
Schodack	\$353,649.00	\$0.19	\$550,787.90	\$629,109.37	\$707,430.84
Stephentown	?	?			
Town of Hoosick	\$151,326.00	\$0.28			
Total Cost	?		\$2,000,000.00	\$2,125,000.00	\$2,250,000.00
Total Billing Revenue	?		\$1,120,950.00	\$1,120,950.00	\$1,120,950.00
Net Cost	\$3,191,199.00		\$879,050.00	\$1,004,050.00	\$1,129,050.00
Total Market Value	\$13,194,674,448.00		\$2,942,248,379.00	\$2,942,248,379.00	\$2,942,248,379.00
Cost/\$1000 Market Value	\$0.24		\$0.30	\$0.34	\$0.38
Cost/\$300K House	\$72.56		\$89.63	\$102.38	\$115.12
Reliability	Low		High		

Rensselaer County Ambulance Districts



Kathleen M. Jimino
County Executive

CLIFTON PARK
HALFMOON
AMBULANCE



Legend	
	Ambulance Stations
	Municipal Boundaries
	Route Markers
	Interstate
	State
	US Highway
	Roads
	Interstate
	US Highway
	State
	Local



Map Produced by the Rensselaer County Bureau of Research and Information Services.

Plan 29A

ALS Ambulances: 3

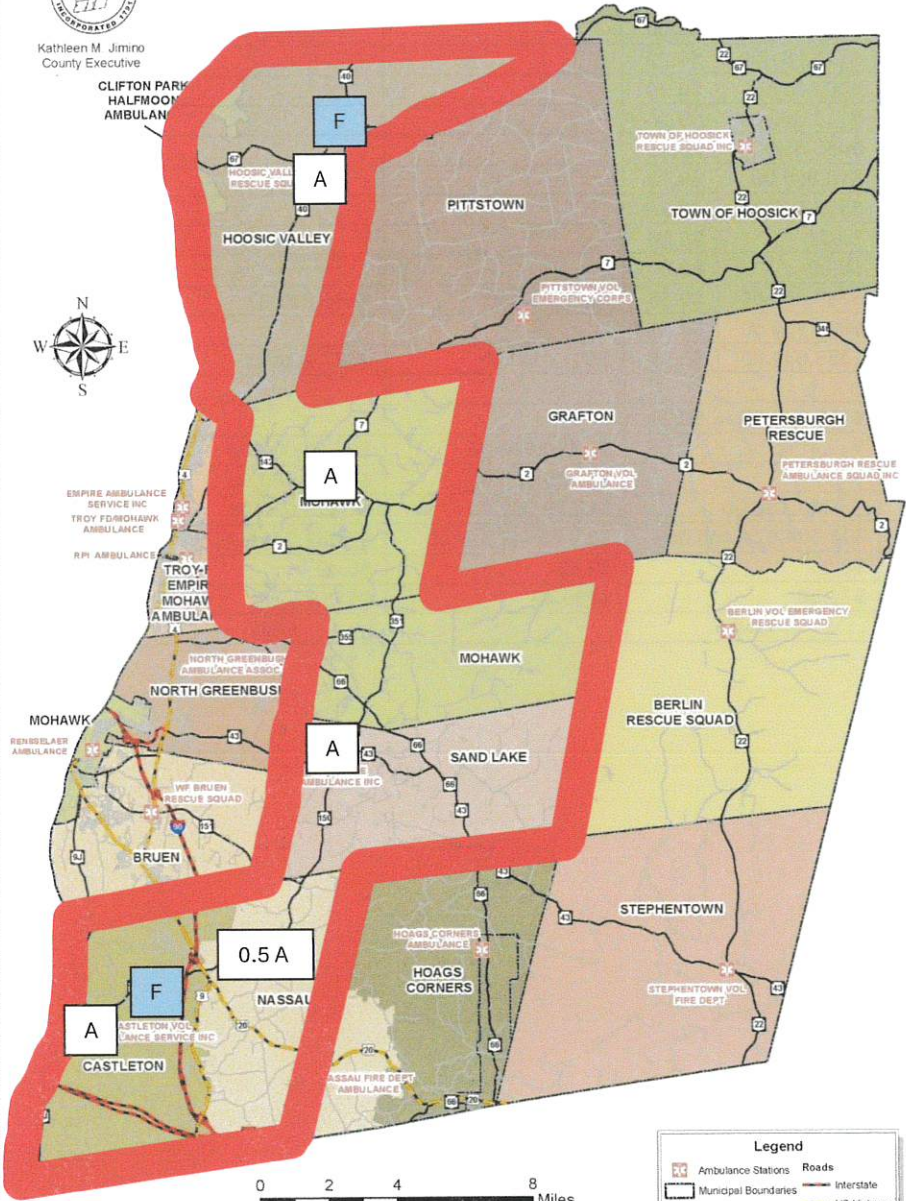
of Calls: 2491

Municipality	Current (Per \$1000)		Low Estimate	Middle Estimate	High Estimate
Berlin	\$60,000.00	\$0.28			
Brunswick	\$0.00	\$0.00			
East Greenbush	\$712,281.00	\$0.32			
Grafton	\$30,500.00	\$0.10			
Nassau	\$119,000.00	\$0.24			
North Greenbush	\$465,088.00	\$0.28			
Petersburgh	\$18,000.00	\$0.12			
Pittstown	\$197,500.00	\$0.34			
Poestenkill	\$0.00	\$0.00			
City of Rensselaer	\$0.00	\$0.00			
Sand Lake	\$389,455.00	\$0.35	\$477,633.40	\$516,843.37	\$589,661.87
Schaghticoke	\$694,400.00	\$0.71			
Schodack	\$353,649.00	\$0.19	\$801,416.60	\$867,206.63	\$989,388.13
Stephentown	?	?			
Town of Hoosick	\$151,326.00	\$0.28			
Total Cost	?		\$2,400,000.00	\$2,550,000.00	\$2,700,000.00
Total Billing Revenue	?		\$1,120,950.00	\$1,120,950.00	\$1,120,950.00
Net Cost	\$3,191,199.00		\$1,279,050.00	\$1,429,050.00	\$1,579,050.00
Total Market Value	\$13,194,674,448.00		\$2,942,248,379.00	\$2,942,248,379.00	\$2,942,248,379.00
Cost/\$1000 Market Value	\$0.24		\$0.43	\$0.49	\$0.54
Cost/\$300K House	\$72.56		\$130.42	\$145.71	\$161.00
Reliability	Low		High		

Rensselaer County Ambulance Districts



Kathleen M. Jimino
County Executive



Legend	
Ambulance Stations	Roads
Municipal Boundaries	Interstate
Route Markers	US Highway
Interstate	State
State	Local
US Highway	



Map Produced by the Rensselaer County Bureau of Research and Information Services.

Plan 30

ALS Ambulances: 4.5

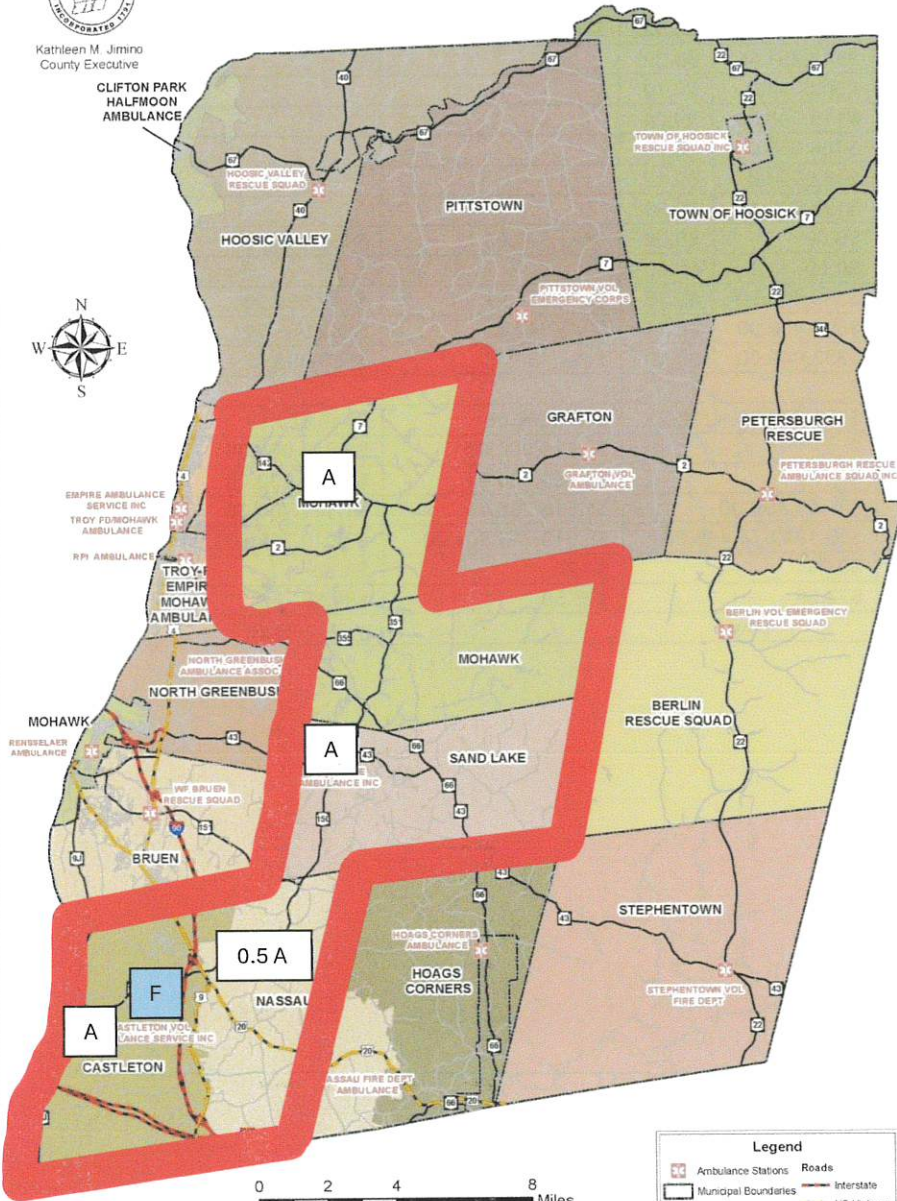
of Calls: 4674

Municipality	Current (Per \$1000)		Low Estimate	Middle Estimate	High Estimate
Berlin	\$60,000.00	\$0.28			
Brunswick	\$0.00	\$0.00	\$397,866.08	\$456,888.87	\$515,911.66
East Greenbush	\$712,281.00	\$0.32			
Grafton	\$30,500.00	\$0.10			
Nassau	\$119,000.00	\$0.24			
North Greenbush	\$465,088.00	\$0.28			
Petersburgh	\$18,000.00	\$0.12			
Pittstown	\$197,500.00	\$0.34			
Poestenkill	\$0.00	\$0.00	\$131,870.93	\$151,433.77	\$170,996.61
City of Rensselaer	\$0.00	\$0.00			
Sand Lake	\$389,455.00	\$0.35	\$276,828.21	\$317,895.23	\$358,962.25
Schaghticoke	\$694,400.00	\$0.71	\$245,647.33	\$282,088.72	\$318,530.10
Schodack	\$353,649.00	\$0.19	\$464,487.45	\$533,393.42	\$602,299.38
Stephentown	?	?			
Town of Hoosick	\$151,326.00	\$0.28	\$397,866.08	\$456,888.87	\$515,911.66
Total Cost	?		\$3,620,000.00	\$3,845,000.00	\$4,070,000.00
Total Billing Revenue	?		\$2,103,300.00	\$2,103,300.00	\$2,103,300.00
Net Cost	\$3,191,199.00		\$1,516,700.00	\$1,741,700.00	\$1,966,700.00
Total Market Value	\$13,194,674,448.00		\$6,019,713,801.00	\$6,019,713,801.00	\$6,019,713,801.00
Cost/\$1000 Market Value	\$0.24		\$0.25	\$0.29	\$0.33
Cost/\$300K House	\$72.56		\$75.59	\$86.80	\$98.01
Reliability	Low			High	

Rensselaer County Ambulance Districts



Kathleen M. Jimino
County Executive



Legend	
	Roads



Map Produced by the Rensselaer County Bureau of Research and Information Services.

Plan 31

ALS Ambulances: 3.5

of Calls: 3755

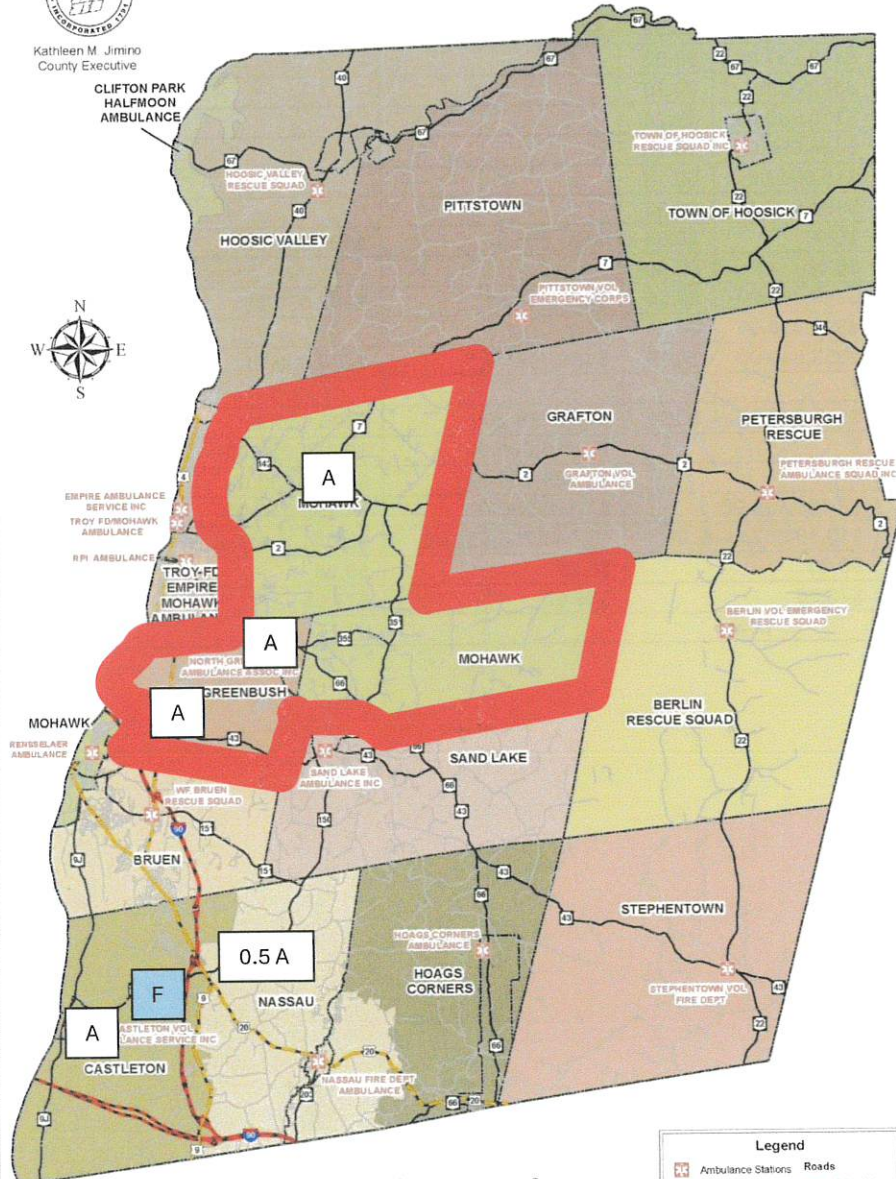
Municipality	Current (Per \$1000)		Low Estimate	Middle Estimate	High Estimate
Berlin	\$60,000.00	\$0.28			
Brunswick	\$0.00	\$0.00	\$374,138.26	\$405,440.35	\$460,219.01
East Greenbush	\$712,281.00	\$0.32			
Grafton	\$30,500.00	\$0.10			
Nassau	\$119,000.00	\$0.24			
North Greenbush	\$465,088.00	\$0.28			
Petersburgh	\$18,000.00	\$0.12			
Pittstown	\$197,500.00	\$0.34			
Poestenkill	\$0.00	\$0.00	\$124,006.45	\$134,381.39	\$152,537.53
City of Rensselaer	\$0.00	\$0.00			
Sand Lake	\$389,455.00	\$0.35	\$260,318.81	\$282,098.25	\$320,212.28
Schaghticoke	\$694,400.00	\$0.71			
Schodack	\$353,649.00	\$0.19	\$436,786.49	\$473,330.01	\$537,281.18
Stephentown	?	?			
Town of Hoosick	\$151,326.00	\$0.28	\$374,138.26	\$405,440.35	\$460,219.01
Total Cost	?		\$2,810,000.00	\$2,985,000.00	\$3,160,000.00
Total Billing Revenue	?		\$1,689,750.00	\$1,689,750.00	\$1,689,750.00
Net Cost	\$3,191,199.00		\$1,120,250.00	\$1,295,250.00	\$1,470,250.00
Total Market Value	\$13,194,674,448.00		\$5,044,750,636.00	\$5,044,750,636.00	\$5,044,750,636.00
Cost/\$1000 Market Value	\$0.24		\$0.22	\$0.26	\$0.29
Cost/\$300K House	\$72.56		\$66.62	\$77.03	\$87.43
Reliability	Low			High	

Rensselaer County Ambulance Districts



Kathleen M. Jimino
County Executive

CLIFTON PARK
HALFMOON
AMBULANCE



Legend	
	Ambulance Stations
	Municipal Boundaries
	Route Markers
	State
	US Highway
	Interstate
	US Highway
	State
	Local



Map Produced by the Rensselaer County Bureau of Research and Information Services

Plan 32

ALS Ambulances: 3

of Calls: 3265


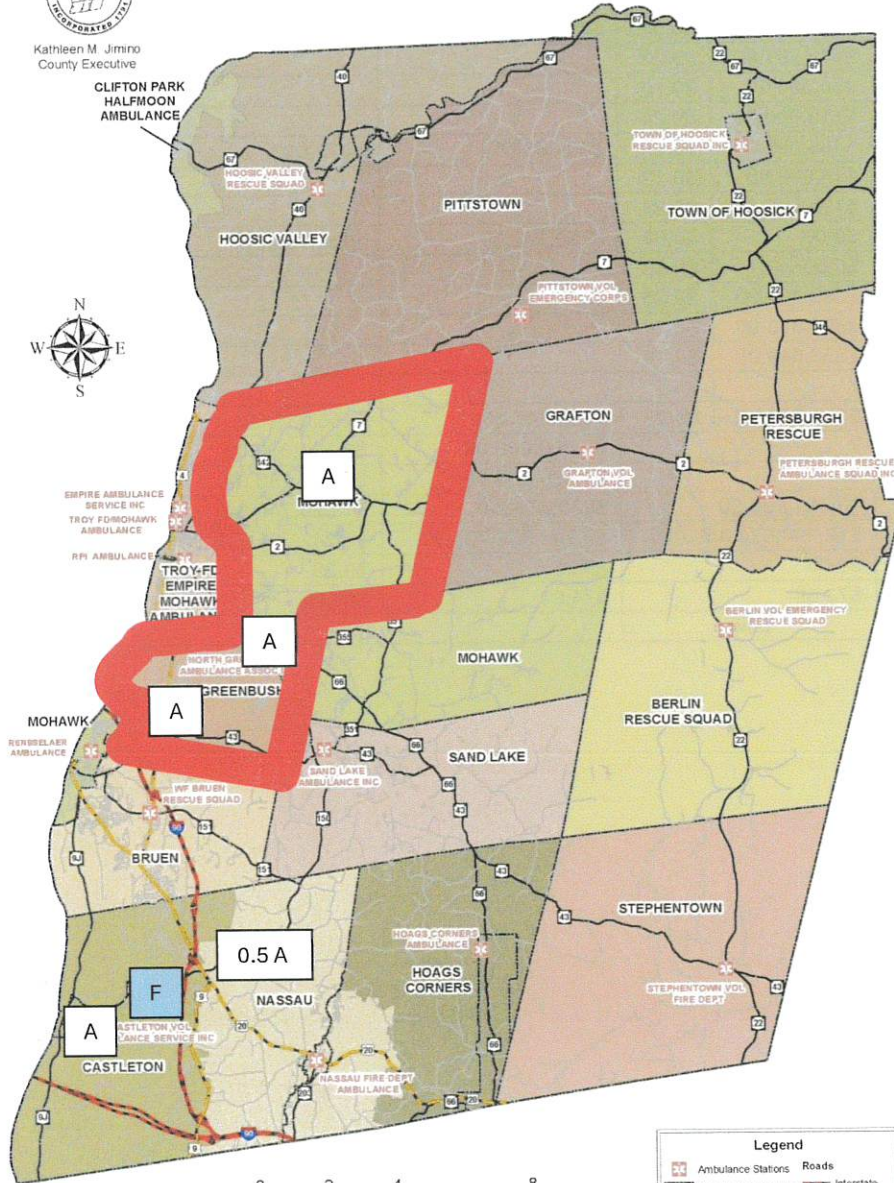
Municipality	Current (Per \$1000)		Low Estimate	Middle Estimate	High Estimate
Berlin	\$60,000.00	\$0.28			
Brunswick	\$0.00	\$0.00	\$392,741.45	\$456,035.80	\$519,330.15
East Greenbush	\$712,281.00	\$0.32			
Grafton	\$30,500.00	\$0.10			
Nassau	\$119,000.00	\$0.24			
North Greenbush	\$465,088.00	\$0.28	\$407,836.16	\$473,563.18	\$539,290.20
Petersburgh	\$18,000.00	\$0.12			
Pittstown	\$197,500.00	\$0.34			
Poestenkill	\$0.00	\$0.00	\$130,172.39	\$151,151.02	\$172,129.65
City of Rensselaer	\$0.00	\$0.00			
Sand Lake	\$389,455.00	\$0.35			
Schaghticoke	\$694,400.00	\$0.71			
Schodack	\$353,649.00	\$0.19			
Stephentown	?	?			
Town of Hoosick	\$151,326.00	\$0.28	\$392,741.45	\$456,035.80	\$519,330.15
Total Cost	?		\$2,400,000.00	\$2,550,000.00	\$2,700,000.00
Total Billing Revenue	?		\$1,469,250.00	\$1,469,250.00	\$1,469,250.00
Net Cost	\$3,191,199.00		\$930,750.00	\$1,080,750.00	\$1,230,750.00
Total Market Value	\$13,194,674,448.00		\$3,742,306,725.00	\$3,742,306,725.00	\$3,742,306,725.00
Cost/\$1000 Market Value	\$0.24		\$0.25	\$0.29	\$0.33
Cost/\$300K House	\$72.56		\$74.61	\$86.64	\$98.66
Reliability	Low			High	

Rensselaer County Ambulance Districts



Kathleen M Jimino
County Executive

CLIFTON PARK
HALFMOON
AMBULANCE



Map Produced by the Rensselaer County Bureau of Research and Information Services.

Legend	
Ambulance Stations	Roads
Municipal Boundaries	Interstate
Route Markers	US Highway
Interstate	State
State	Local
US Highway	

Plan 33

ALS Ambulances: 3

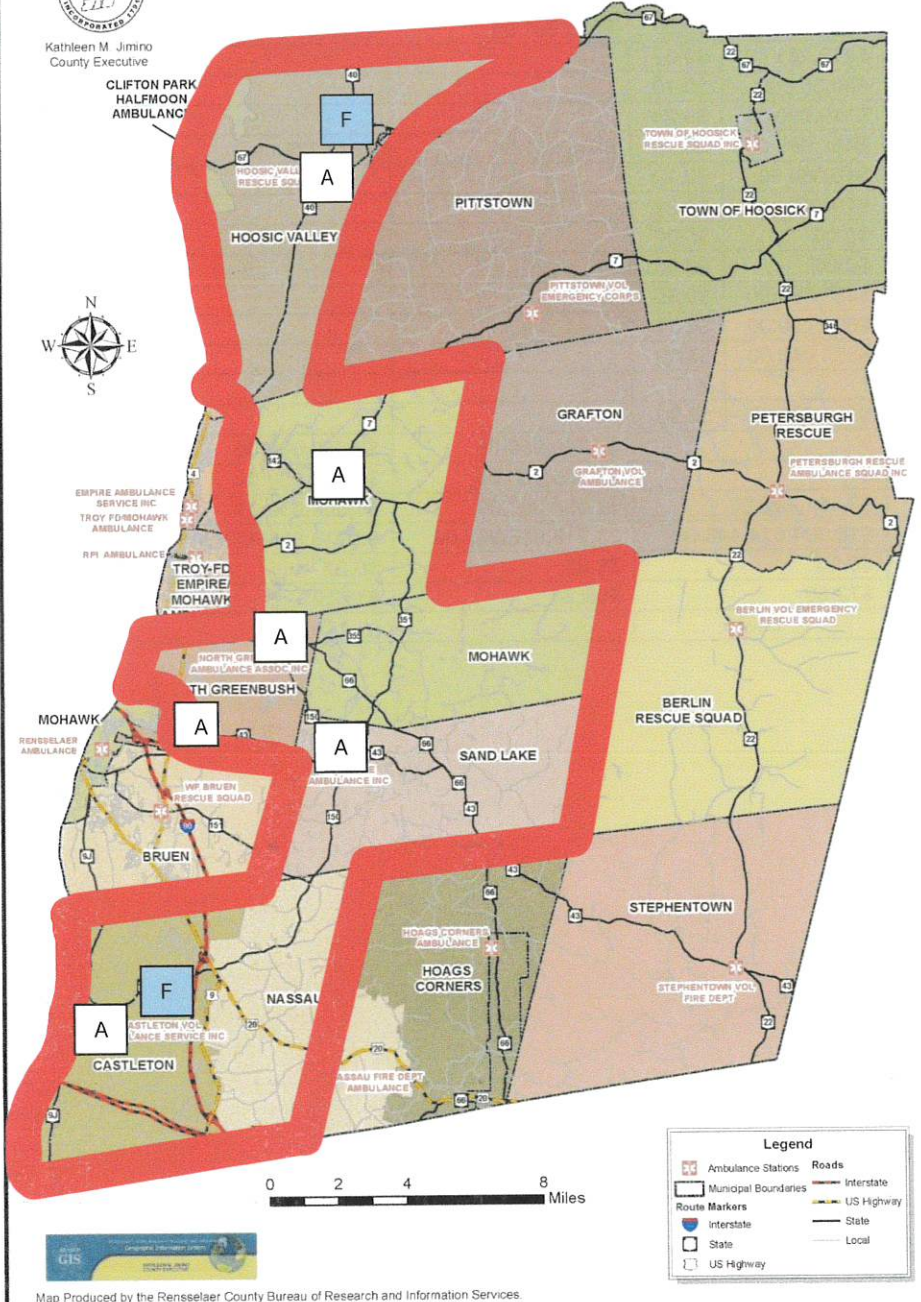
of Calls: 2991

Municipality	Current (Per \$1000)		Low Estimate	Middle Estimate	High Estimate
Berlin	\$60,000.00	\$0.28			
Brunswick	\$0.00	\$0.00	\$536,961.94	\$590,673.95	\$664,259.84
East Greenbush	\$712,281.00	\$0.32			
Grafton	\$30,500.00	\$0.10			
Nassau	\$119,000.00	\$0.24			
North Greenbush	\$465,088.00	\$0.28	\$536,961.94	\$613,376.05	\$689,790.16
Petersburgh	\$18,000.00	\$0.12			
Pittstown	\$197,500.00	\$0.34			
Poestenkill	\$0.00	\$0.00			
City of Rensselaer	\$0.00	\$0.00			
Sand Lake	\$389,455.00	\$0.35			
Schaghticoke	\$694,400.00	\$0.71			
Schodack	\$353,649.00	\$0.19			
Stephentown	?	?			
Town of Hoosick	\$151,326.00	\$0.28			
Total Cost	?		\$2,400,000.00	\$2,550,000.00	\$2,700,000.00
Total Billing Revenue	?		\$1,345,950.00	\$1,345,950.00	\$1,345,950.00
Net Cost	\$3,191,199.00		\$1,054,050.00	\$1,204,050.00	\$1,354,050.00
Total Market Value	\$13,194,674,448.00		\$3,218,916,962.00	\$3,218,916,962.00	\$3,218,916,962.00
Cost/\$1000 Market Value	\$0.24		\$0.33	\$0.37	\$0.42
Cost/\$300K House	\$72.56		\$98.24	\$112.22	\$126.20
Reliability	Low		High		

Rensselaer County Ambulance Districts



Kathleen M. Jimino
County Executive



Legend	
	Roads
	Interstate
	US Highway
	State
	Local

Map Produced by the Rensselaer County Bureau of Research and Information Services.

Plan 34

ALS Ambulances: 6

of Calls: 6440

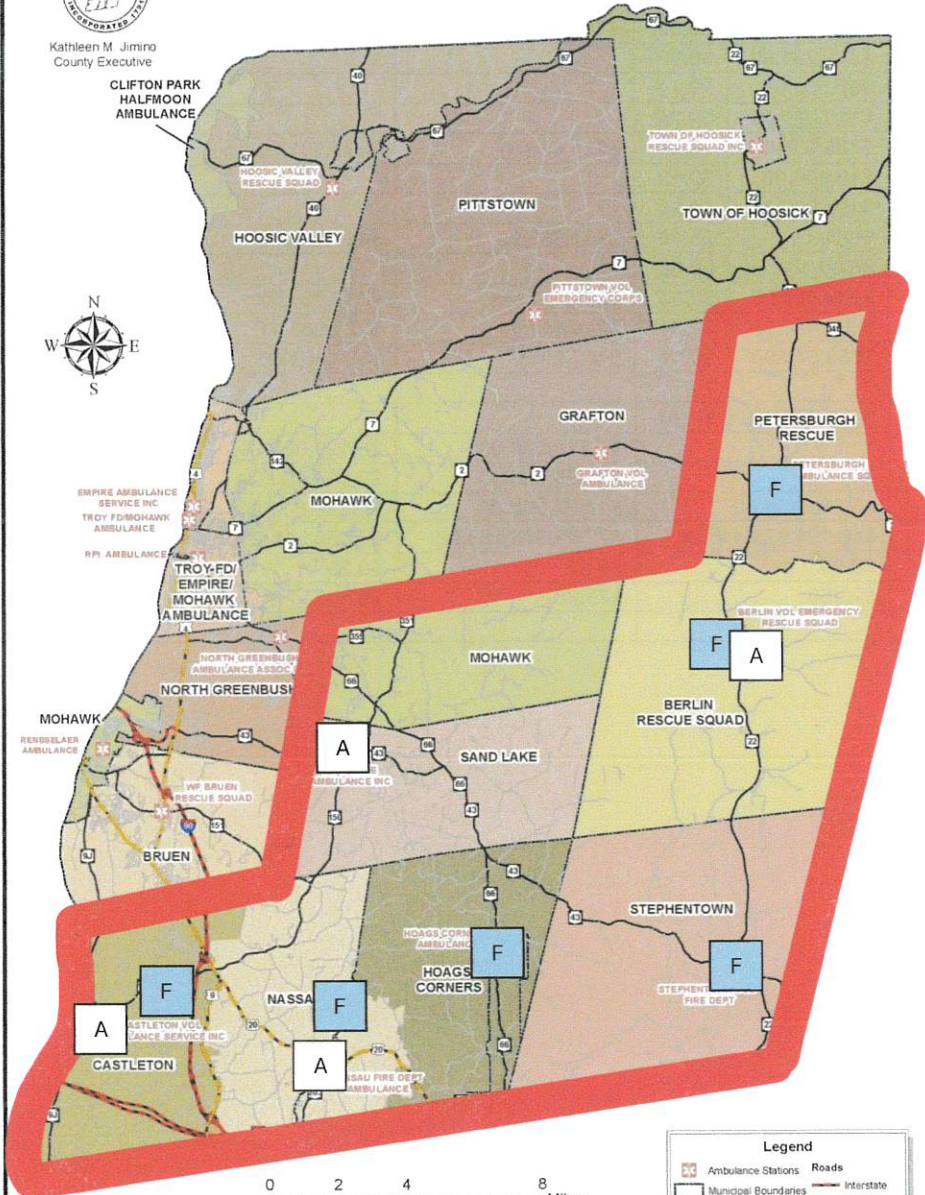
Municipality	Current (Per \$1000)		Low Estimate	Middle Estimate	High Estimate
Berlin	\$60,000.00	\$0.28			
Brunswick	\$0.00	\$0.00	\$396,246.10	\$458,095.12	\$519,944.15
East Greenbush	\$712,281.00	\$0.32			
Grafton	\$30,500.00	\$0.10			
Nassau	\$119,000.00	\$0.24			
North Greenbush	\$465,088.00	\$0.28	\$411,475.51	\$475,701.66	\$539,927.80
Petersburgh	\$18,000.00	\$0.12			
Pittstown	\$197,500.00	\$0.34			
Poestenkill	\$0.00	\$0.00	\$131,333.99	\$151,833.58	\$172,333.16
City of Rensselaer	\$0.00	\$0.00			
Sand Lake	\$389,455.00	\$0.35	\$275,701.05	\$318,734.52	\$361,767.98
Schaghticoke	\$694,400.00	\$0.71	\$244,647.14	\$282,833.47	\$321,019.81
Schodack	\$353,649.00	\$0.19	\$462,596.21	\$534,801.65	\$607,007.10
Stephentown	?	?			
Town of Hoosick	\$151,326.00	\$0.28			
Total Cost	?		\$4,820,000.00	\$5,120,000.00	\$5,420,000.00
Total Billing Revenue	?		\$2,898,000.00	\$2,898,000.00	\$2,898,000.00
Net Cost	\$3,191,199.00		\$1,922,000.00	\$2,222,000.00	\$2,522,000.00
Total Market Value	\$13,194,674,448.00		\$7,659,518,269.00	\$7,659,518,269.00	\$7,659,518,269.00
Cost/\$1000 Market Value	\$0.24		\$0.25	\$0.29	\$0.33
Cost/\$300K House	\$72.56		\$75.28	\$87.03	\$98.78
Reliability		Low		High	

Rensselaer County Ambulance Districts



Kathleen M. Jimino
County Executive

CLIFTON PARK
HALFMOON
AMBULANCE



Legend	
Ambulance Stations	Roads
Municipal Boundaries	Interstate
Route Markers	US Highway
Interstate	State
State	Local
US Highway	



Map Produced by the Rensselaer County Bureau of Research and Information Services.

Plan 35

ALS Ambulances: 4

of Calls: 3634


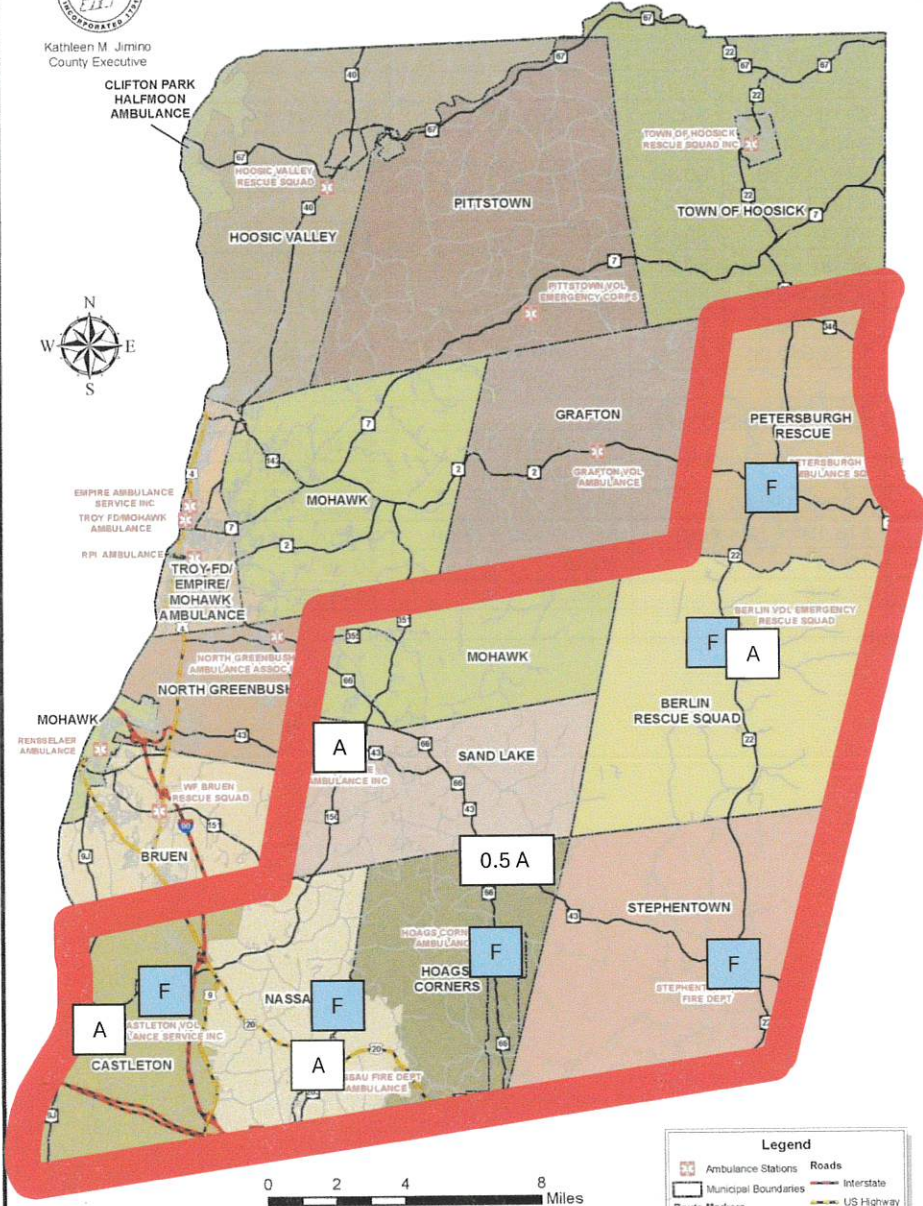
Municipality	Current (Per \$1000)		Low Estimate	Middle Estimate	High Estimate
Berlin	\$60,000.00	\$0.28	\$73,636.87	\$82,701.54	\$91,766.22
Brunswick	\$0.00	\$0.00			
East Greenbush	\$712,281.00	\$0.32			
Grafton	\$30,500.00	\$0.10			
Nassau	\$119,000.00	\$0.24	\$174,451.90	\$195,926.87	\$217,401.83
North Greenbush	\$465,088.00	\$0.28			
Petersburgh	\$18,000.00	\$0.12	\$51,702.12	\$58,066.64	\$64,431.15
Pittstown	\$197,500.00	\$0.34			
Poestenkill	\$0.00	\$0.00	\$180,578.77	\$202,807.95	\$225,037.14
City of Rensselaer	\$0.00	\$0.00			
Sand Lake	\$389,455.00	\$0.35	\$379,077.46	\$425,741.77	\$472,406.07
Schaghticoke	\$694,400.00	\$0.71			
Schodack	\$353,649.00	\$0.19	\$636,050.52	\$714,348.11	\$792,645.71
Stephentown	?	?	\$129,202.35	\$145,107.12	\$161,011.88
Town of Hoosick	\$151,326.00	\$0.28			
Total Cost	?		\$3,260,000.00	\$3,460,000.00	\$3,660,000.00
Total Billing Revenue	?		\$1,635,300.00	\$1,635,300.00	\$1,635,300.00
Net Cost	\$3,191,199.00		\$1,624,700.00	\$1,824,700.00	\$2,024,700.00
Total Market Value	\$13,194,674,448.00		\$4,709,032,773.00	\$4,709,032,773.00	\$4,709,032,773.00
Cost/\$1000 Market Value	\$0.24		\$0.35	\$0.39	\$0.43
Cost/\$300K House	\$72.56		\$103.51	\$116.25	\$128.99
Reliability	Low			High	

Rensselaer County Ambulance Districts



Kathleen M. Jimino
County Executive

CLIFTON PARK
HALFMOON
AMBULANCE



Map Produced by the Rensselaer County Bureau of Research and Information Services.

Legend	
Ambulance Stations	Roads
Municipal Boundaries	Interstate
Route Markers	US Highway
Interstate	State
State	Local
US Highway	

Plan 35A

ALS Ambulances: 4.5

of Calls: 3634

Municipality	Current (Per \$1000)		Low Estimate	Middle Estimate	High Estimate
Berlin	\$60,000.00	\$0.28	\$91,766.22	\$101,963.97	\$112,161.73
Brunswick	\$0.00	\$0.00			
East Greenbush	\$712,281.00	\$0.32			
Grafton	\$30,500.00	\$0.10			
Nassau	\$119,000.00	\$0.24	\$217,401.83	\$241,561.17	\$265,720.51
North Greenbush	\$465,088.00	\$0.28			
Petersburgh	\$18,000.00	\$0.12	\$64,431.15	\$71,591.23	\$78,751.31
Pittstown	\$197,500.00	\$0.34			
Poestenkill	\$0.00	\$0.00	\$225,037.14	\$260,044.97	\$275,052.80
City of Rensselaer	\$0.00	\$0.00			
Sand Lake	\$389,455.00	\$0.35	\$472,406.07	\$524,903.41	\$577,400.75
Schaghticoke	\$694,400.00	\$0.71			
Schodack	\$353,649.00	\$0.19	\$792,645.71	\$880,730.51	\$968,815.30
Stephentown	?	?	\$161,011.88	\$178,904.74	\$196,797.60
Town of Hoosick	\$151,326.00	\$0.28			
Total Cost	?		\$3,660,000.00	\$3,885,000.00	\$4,110,000.00
Total Billing Revenue	?		\$1,635,300.00	\$1,635,300.00	\$1,635,300.00
Net Cost	\$3,191,199.00		\$2,024,700.00	\$2,249,700.00	\$2,474,700.00
Total Market Value	\$13,194,674,448.00		\$4,709,032,773.00	\$4,709,032,773.00	\$4,709,032,773.00
Cost/\$1000 Market Value	\$0.24		\$0.43	\$0.48	\$0.53
Cost/\$300K House	\$72.56		\$128.99	\$143.32	\$157.66
Reliability	Low		High		

